



EU Parliament Elections, EU Future & Attitudes Towards BREXIT

**Representative for the EU and UK
public opinion poll of
Gallup International Association**

May 2019



Disclaimer: Gallup International Association or its members are not related to Gallup Inc., headquartered in Washington D.C which is no longer a member of Gallup International Association. Gallup International Association does not accept responsibility for opinion polling other than its own. We require that our surveys be credited fully as Gallup International (not Gallup or Gallup Poll).



EU Parliament Elections, EU Future & Attitudes Towards BREXIT

EU CITIZENS ARE UNITED

But They Want Politicians to Resolve Brexit or Fear Further Break-up

While united in their attachment to the EU, European voters are divided on what they expect the Union to be. While U.K. voters remain deeply divided on Brexit a majority of those on the Continent fear of a “domino effect “ (if the U.K. leaves, more will follow) – and it is here both UK and EU citizens are aligned.

A majority of European citizens believe that Brexit is worse for the EU (58%, increasing to 62% in the UK) than it is for the UK (51%). But neither Europeans nor Brits are overwhelmingly convinced that Brexit finally will happen - 39% in Europe feel that ultimately the UK will remain (with 27% in the U.K. expecting a reversal of the 2016 vote and 29% unsure). It seems therefore that uncertainty will continue to dominate EU politics. In Eastern Europe this attitude prevails - 48% say that at the end of the day U.K. will stay in the Union while only 37% believe she will leave.

Majorities of citizen on both sides of the Channel want more flexibility from the EU in the Brexit negotiations so that a deal is reached. This suggests that if there is a disagreement on the current deal it's not between the ordinary citizens but among the political elite.

A majority of Brits voted for Brexit because only a minority of Brits feel European (42%) and it is here our survey reveals the big difference with the Continent where 71% of voters across the EU feel European – a disparity doubt in part driven by decades of anti EU rhetoric covered in the British press. The identity factor is the heart of the problem.

Just ten days before the European elections voters across the Continent remain deeply divided on whether these elections will deliver change. One in two (49%) expect positive impact while slightly fewer (41%) feel the elections will not result in change within the EU. Positive expectations increase to six out of ten among those identifying themselves as EU citizens while negative expectations dominate (65%) among those who are more removed from the EU. A majority in the original EU bloc (the West and North EU member States) are not expecting any positive change following the European elections while a majority in South Europe and New EU members states are more optimistic about the outcome.

Those on the left in the EU are split (45% to 44%) in their expectations for change resulting from these elections while a slight majority of voters occupying a more central ground (50% to 40%) are positive; a clear majority among the right wing voters (58% to 36%) expect a positive development. This reflects the increase in populist parties gaining ground across the EU.

For more information:

Kancho Stoychev (in Sofia) +359 88 8611025

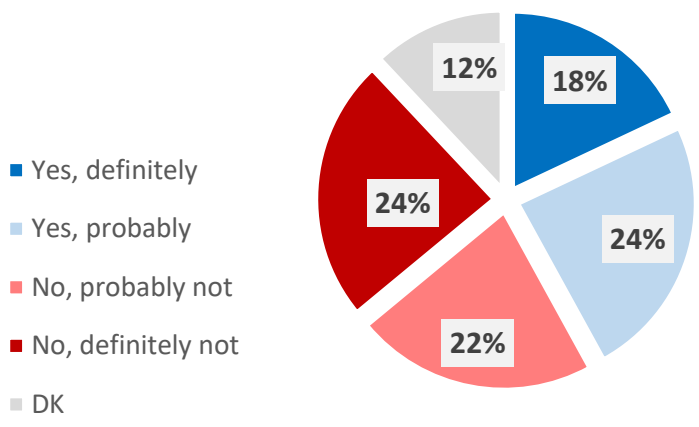
Johnny Heald (in London) +44 7973 600308

Disclaimer: Gallup International Association or its members are not related to Gallup Inc., headquartered in Washington D.C which is no longer a member of Gallup International Association. Gallup International Association does not accept responsibility for opinion polling other than its own. We require that our surveys be credited fully as Gallup International (not Gallup or Gallup Poll).

FEELING AS A CITIZEN OF EU

To what extent the following statement correspond or not to your own opinion:
You feel you are a citizen of the EU.

Base: UK



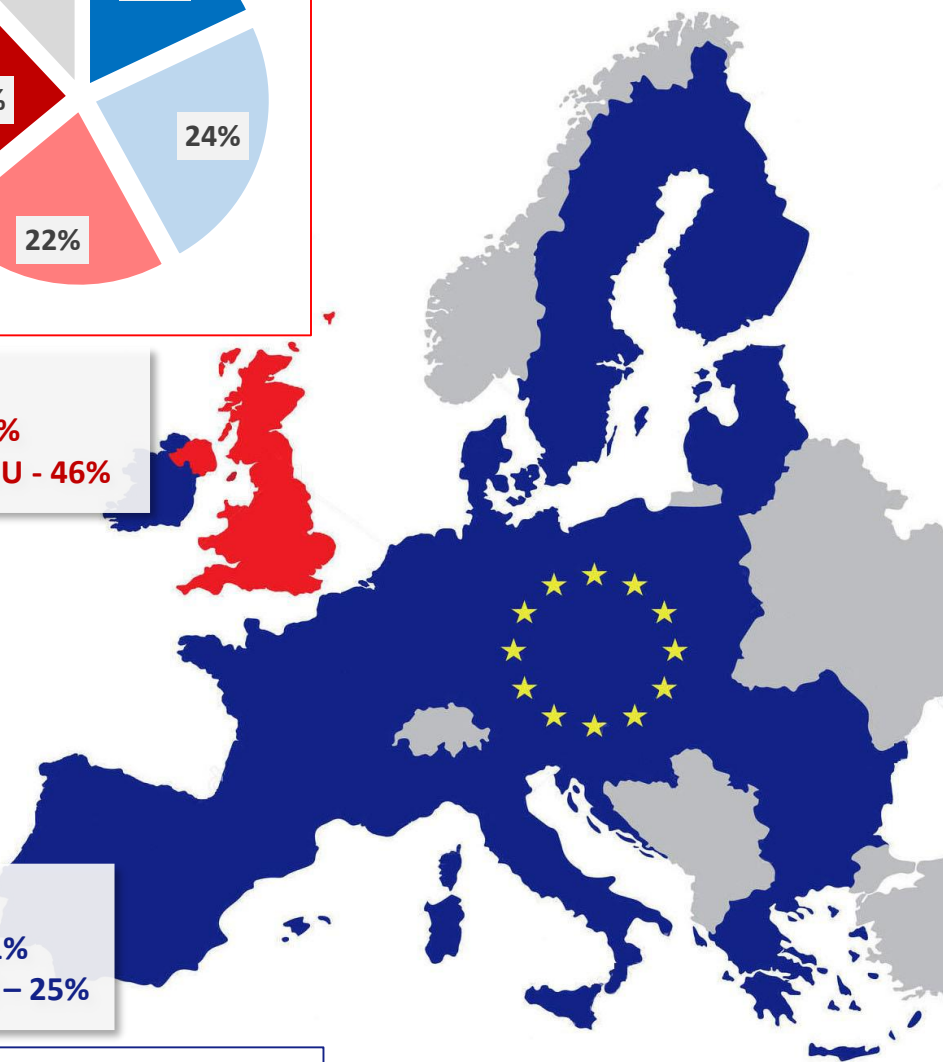
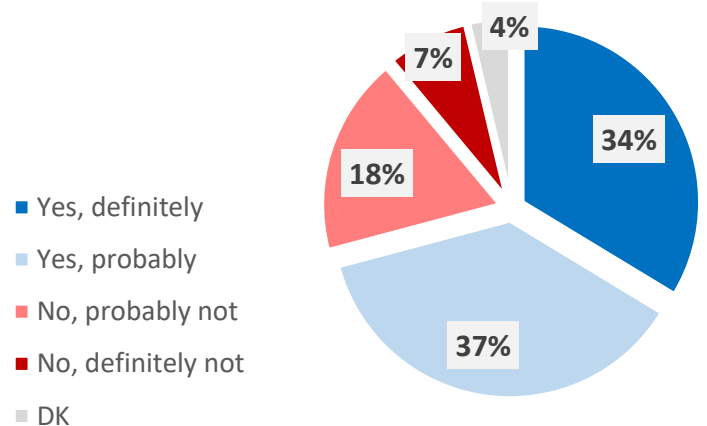
UK:

- **Feel as a Citizen of EU – 42%**
- **Do not feel as a citizen of EU - 46%**

Rest of EU:

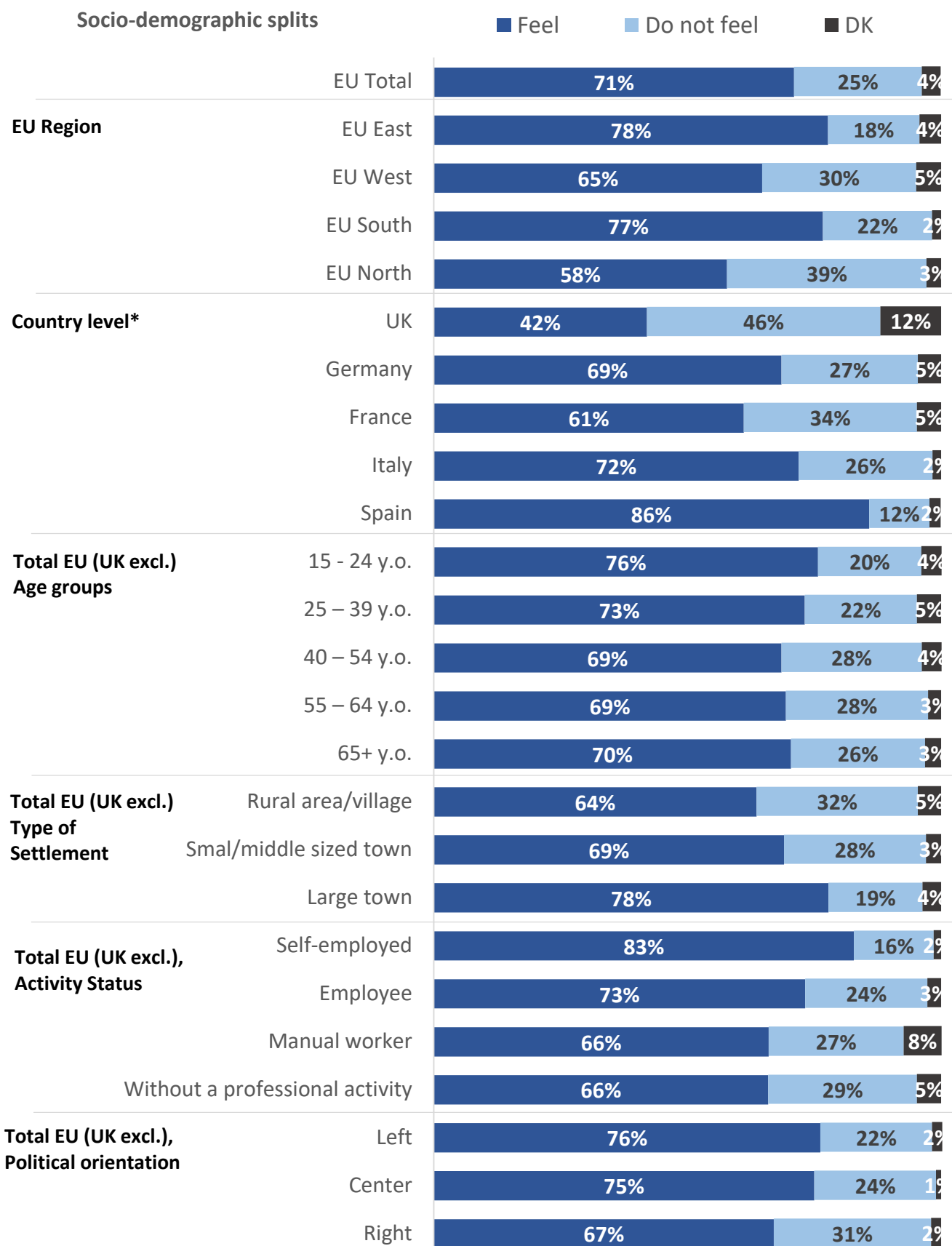
- **Feel as a Citizen of EU– 71%**
- **Do not feel as a Citizen of – 25%**

Base: EU



FEELING AS A CITIZEN OF EU

To what extent the following statement correspond or not to your own opinion:
You feel you are a citizen of the EU.



* Sub-samples of the EU representative survey.

BREXIT IMPACT EVALUATION

Would you say that Brexit is a good or a bad thing for the EU?

Total UK
good 7% bad 62%
neither 19%

Scotland/N.Ireland
good 8% bad 61%
neither 18%

London
good 7% bad 68%
neither 12%

South East/West/Wales
good 6% bad 64%
neither 18%

Midlands/Eastern
good 8% bad 58%
neither 22%

North
good 8% bad 62%
neither 19%



Total EU
good 13% bad 58%
neither 20%

East EU
good 7% bad 58%
neither 23%

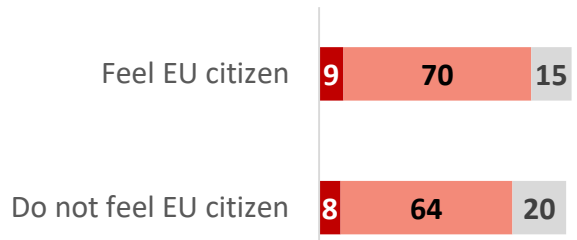
West EU
good 16% bad 56%
neither 19%

South EU
good 14% bad 62%
neither 19%

North EU
good 15% bad 58%
neither 22%

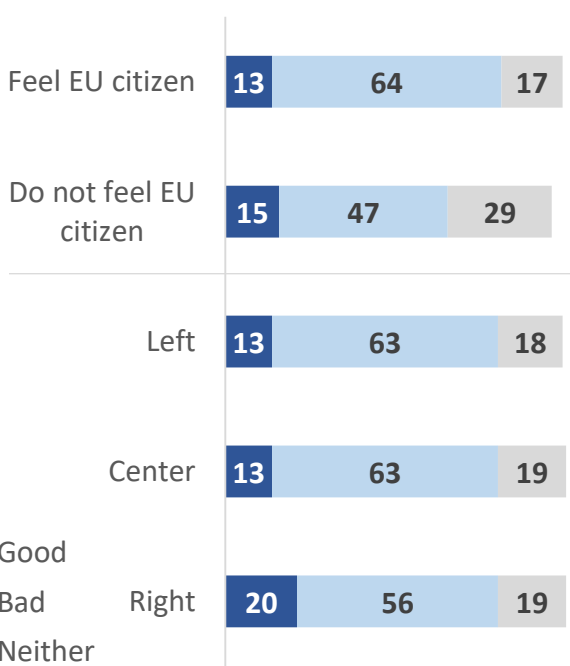
Base UK:

Split by
"Feeling/not feeling as EU Citizen"



Base EU:

Splits by political orientation and
"Feeling/not feeling as EU Citizen"

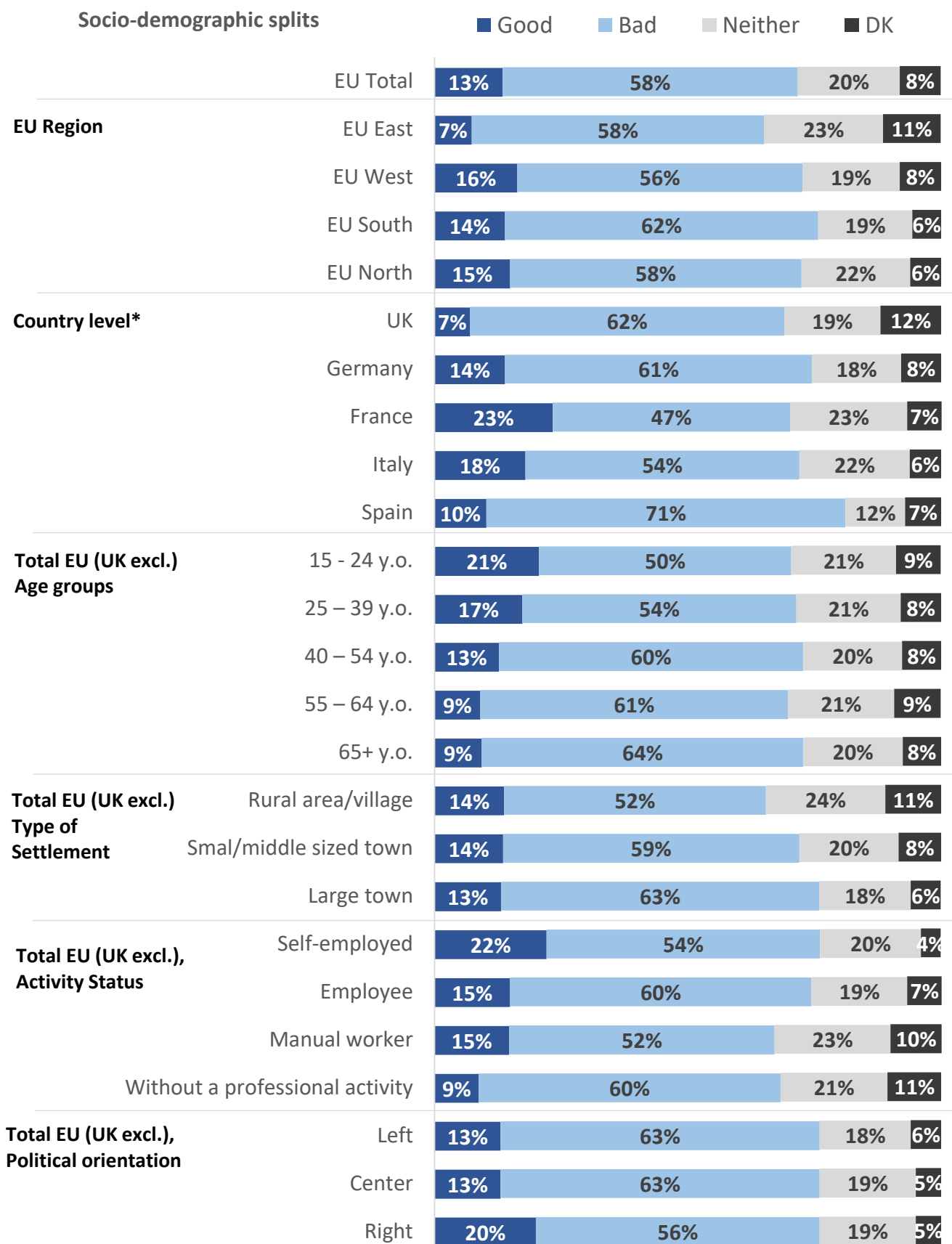


■ Good
■ Bad
■ Neither

■ Good
■ Bad
■ Neither

BREXIT IMPACT EVALUATION

Would you say that Brexit is a good or a bad thing for the EU?



* Sub-samples of the EU representative survey.

BREXIT IMPACT EVALUATION

Would you say that Brexit is a good or a bad thing for the UK?

Total UK
good 43% bad 40%
neither 9%

Scotland/N.Ireland
good 29% bad 54%
neither 6%

London
good 33% bad 50%
neither 10%

South East/West/Wales
good 48% bad 35%
neither 10%

Midlands/Eastern
good 47% bad 37%
neither 8%

North
good 46% bad 36%
neither 8%



Total EU
good 19% bad 53%
neither 18%

East EU
good 17% bad 47%
neither 25%

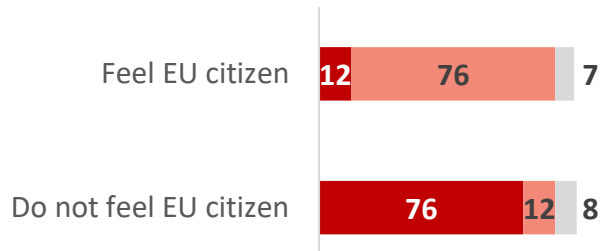
West EU
good 18% bad 57%
neither 15%

South EU
good 23% bad 54%
neither 15%

North EU
good 21% bad 47.8%
neither 26%

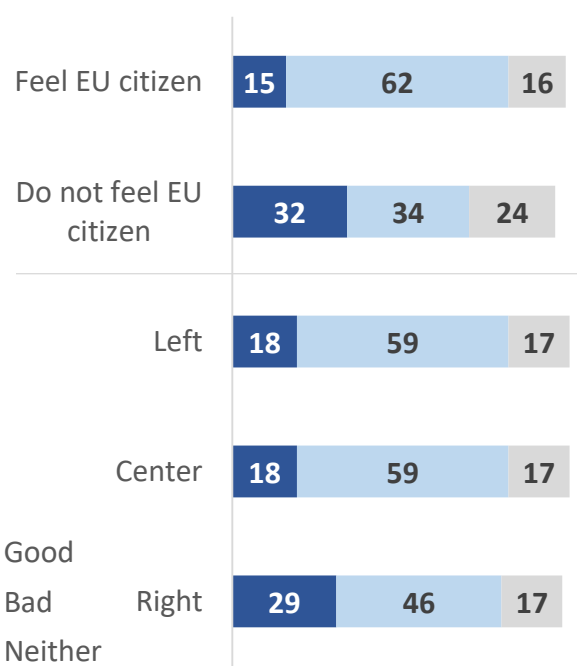
Base UK:

Split by
"Feeling/not feeling as EU Citizen"



Base EU:

Splits by political orientation and
"Feeling/not feeling as EU Citizen"

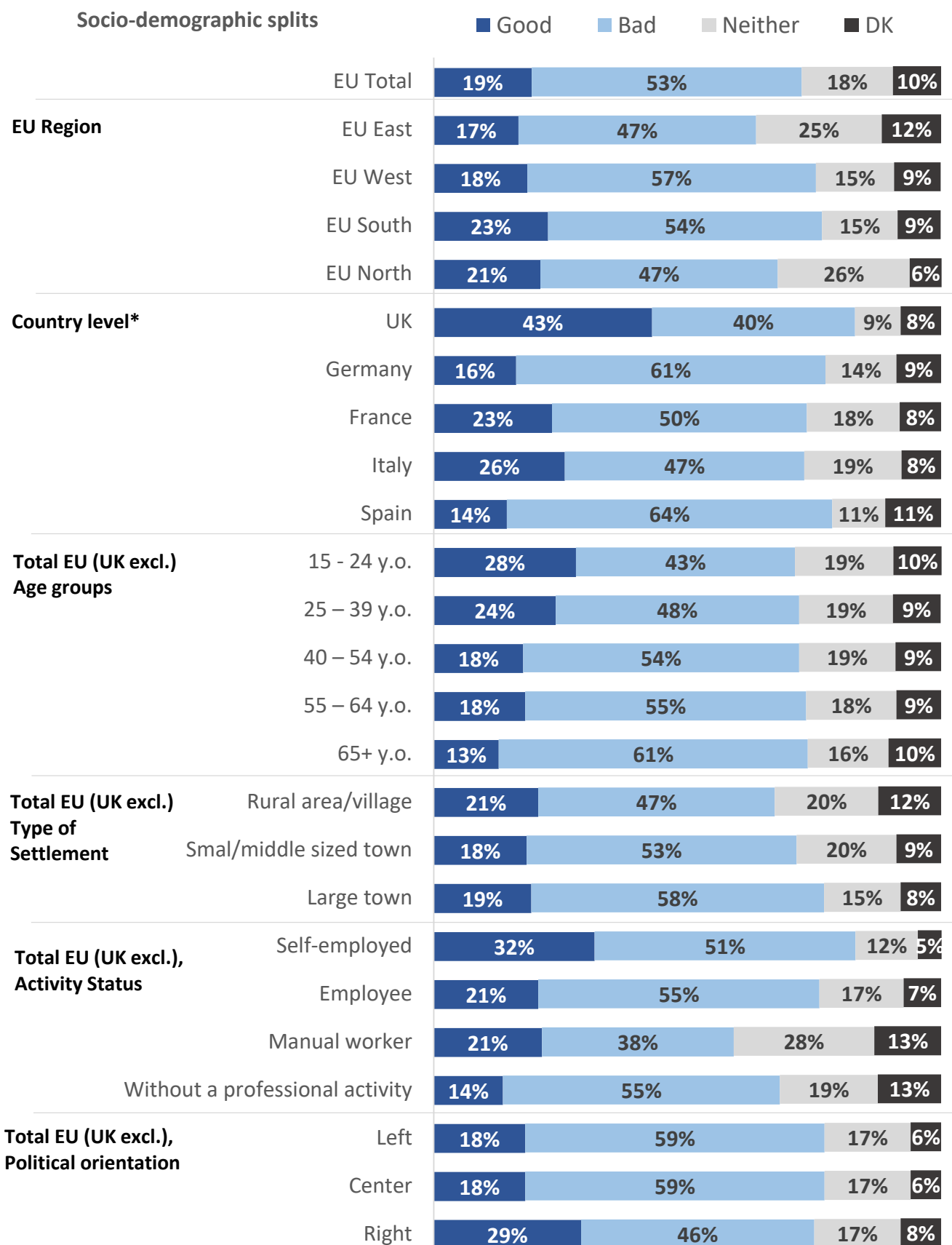


■ Good
■ Bad
■ Neither

■ Good
■ Bad
■ Neither

BREXIT IMPACT EVALUATION

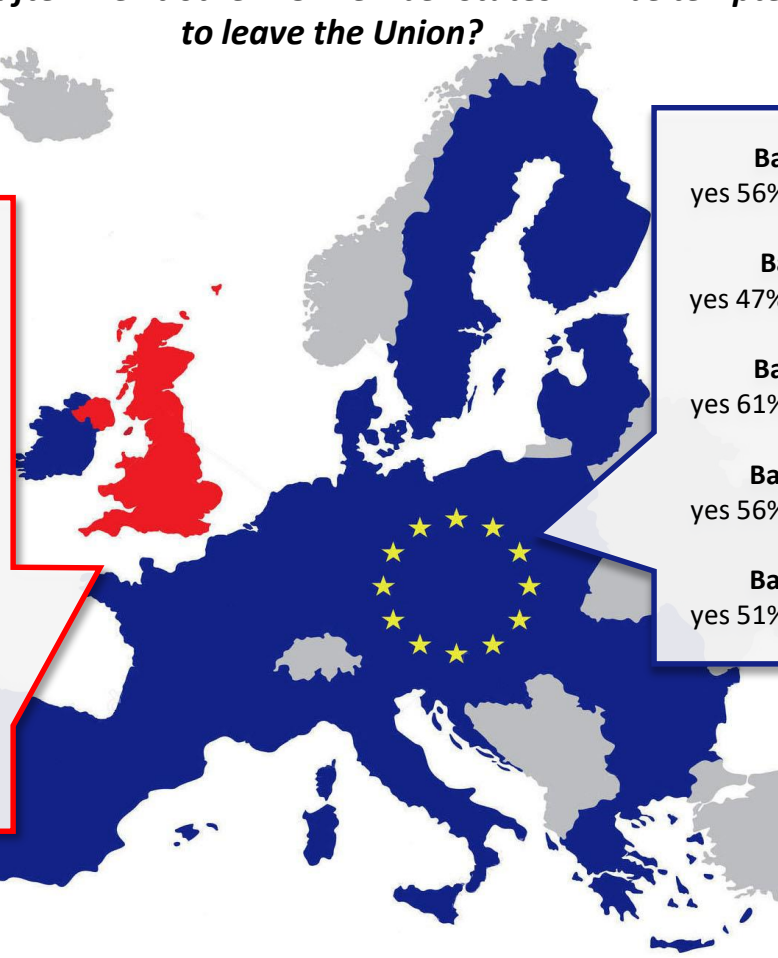
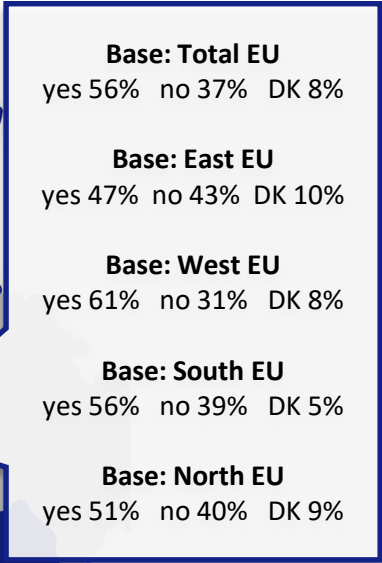
Would you say that Brexit is a good or a bad thing for the UK?



* Sub-samples of the EU representative survey.

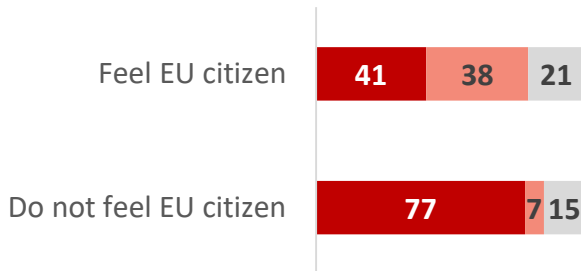
DOMINO EFFECT

In your opinion, after Brexit other EU member States will be tempted to vote to leave the Union?



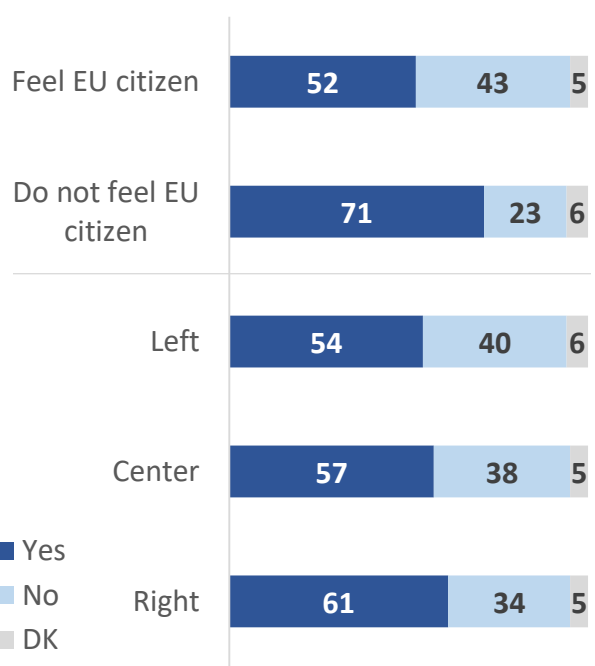
Base UK:

Split by
"Feeling/not feeling as EU Citizen"



Base EU:

Splits by political orientation and
"Feeling/not feeling as EU Citizen"

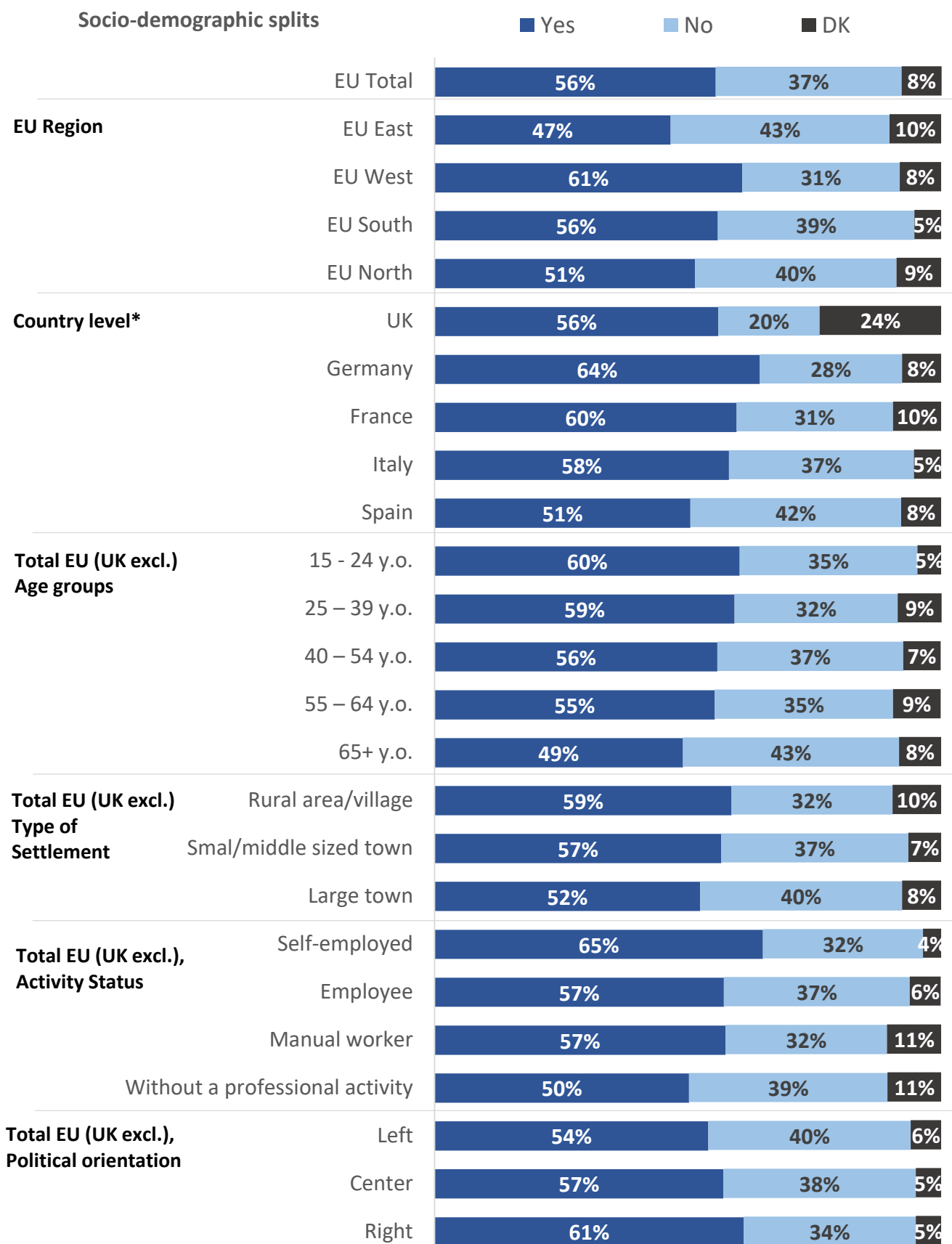


■ Yes
■ No
■ DK

■ Yes
■ No
■ DK

DOMINO EFFECT

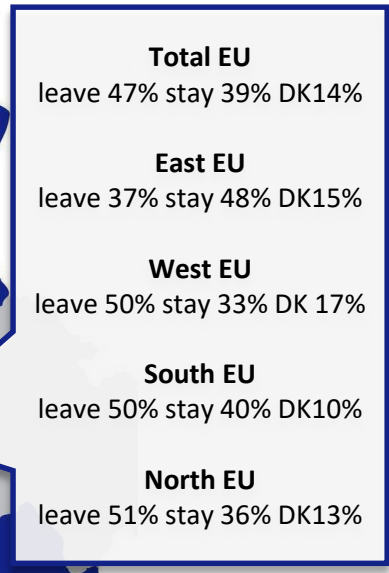
In your opinion, after Brexit other EU member States will be tempted to vote to leave the Union?



* Sub-samples of the EU representative survey.

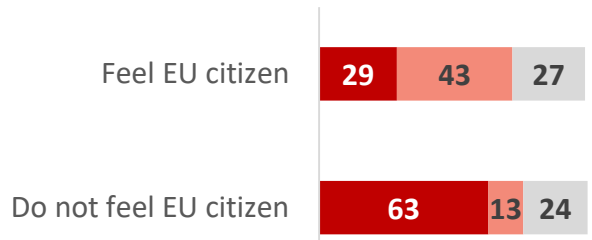
BREXIT OUTCOME

**Which of the following best describes your opinion on Brexit:
The UK will effectively leave the EU in the near future or will change its mind
and decide to stay in the EU**



Base UK:

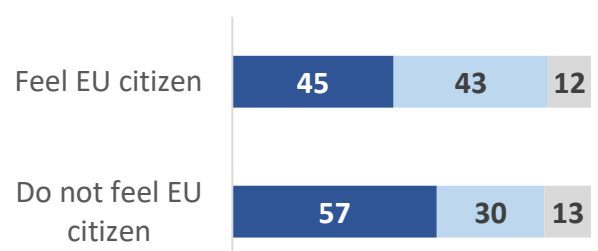
Split by
"Feeling/not feeling as EU Citizen"



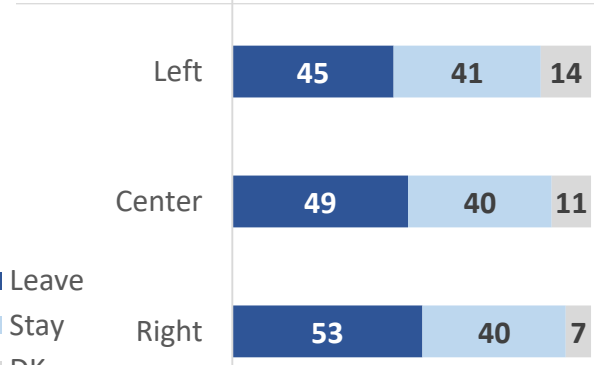
■ Leave
■ Stay
■ DK

Base EU:

Splits by political orientation and
"Feeling/not feeling as EU Citizen"

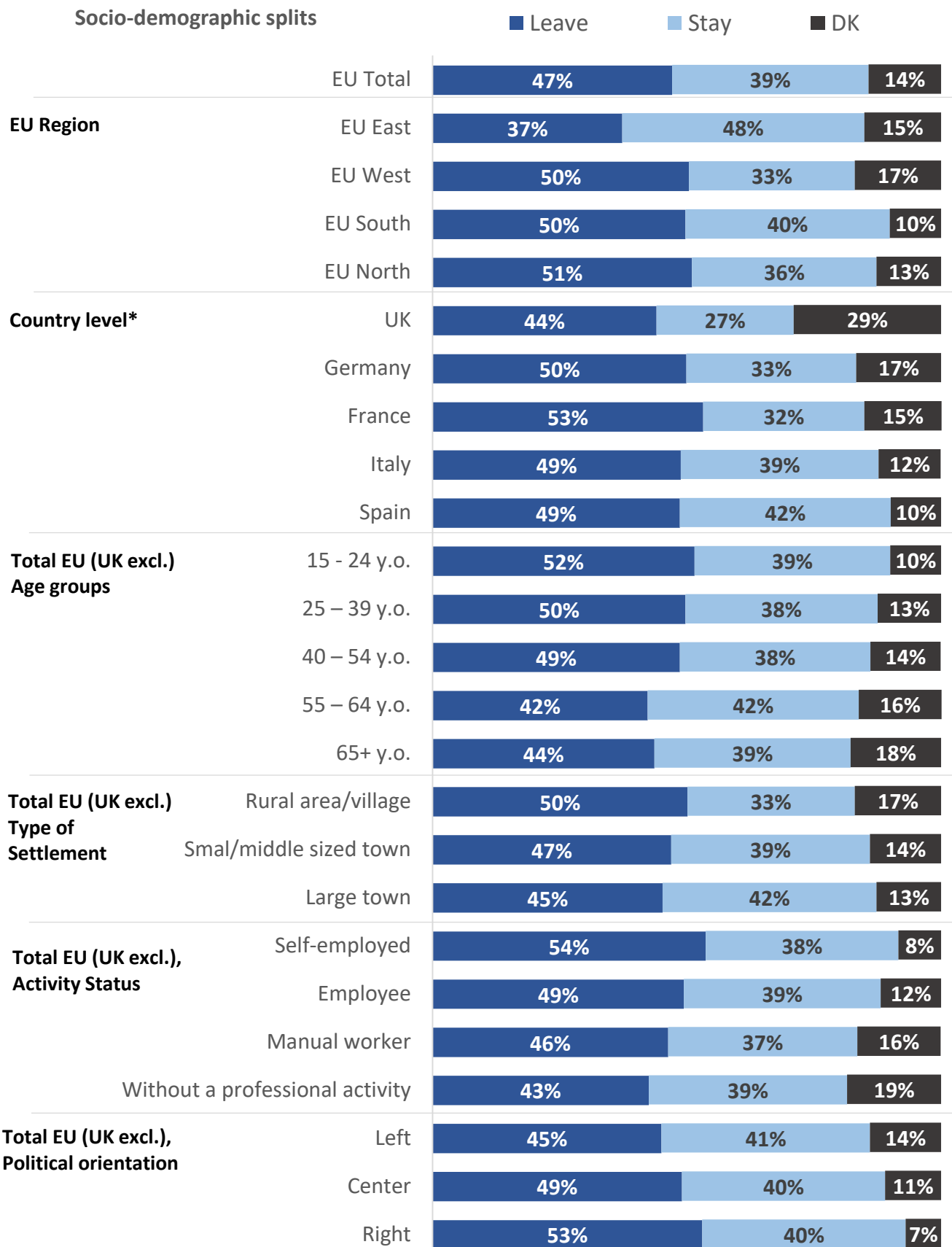


■ Leave
■ Stay
■ DK



BREXIT OUTCOME

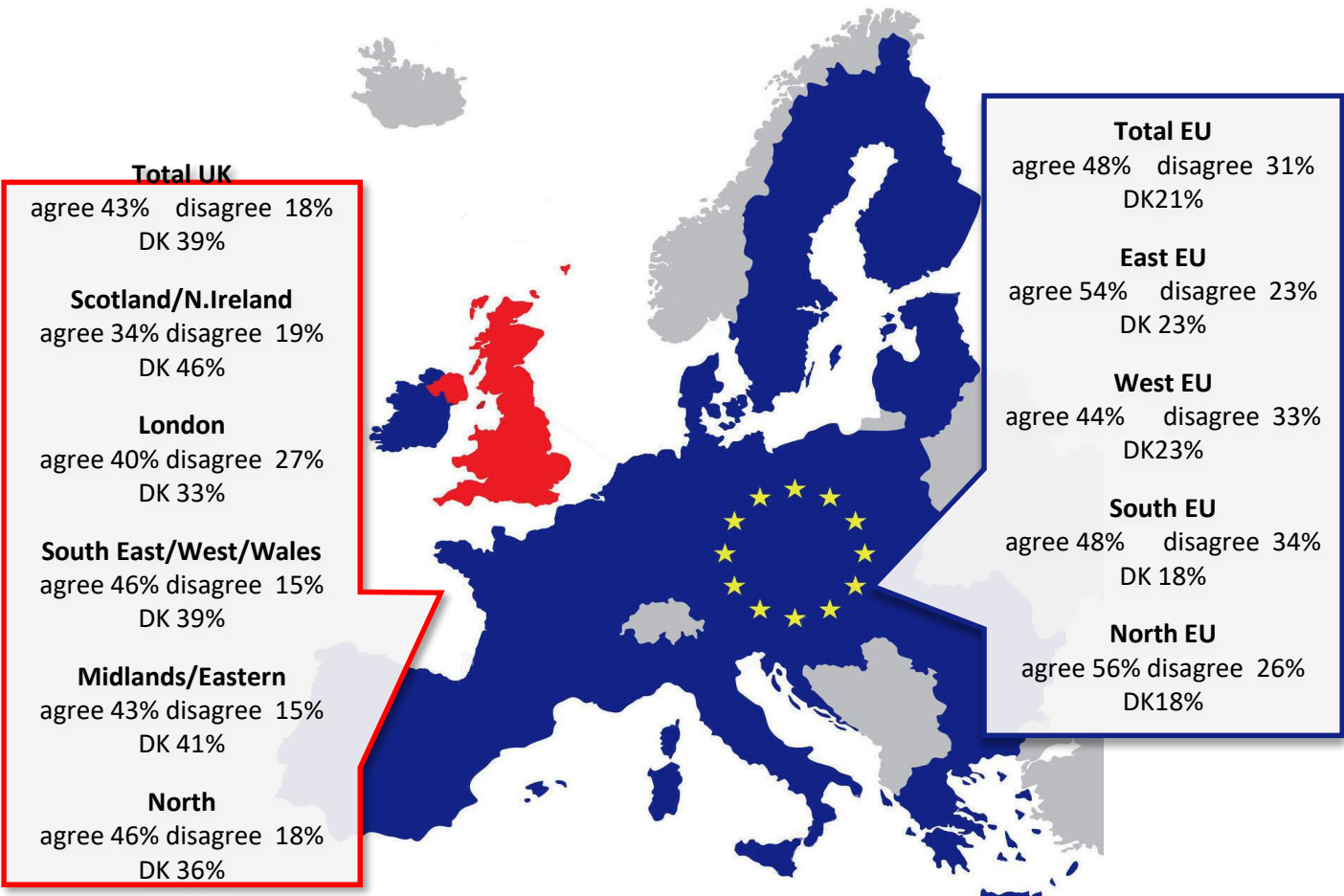
**Which of the following best describes your opinion on Brexit:
The UK will effectively leave the EU in the near future or will change its mind
and decide to stay in the EU**



* Sub-samples of the EU representative survey.

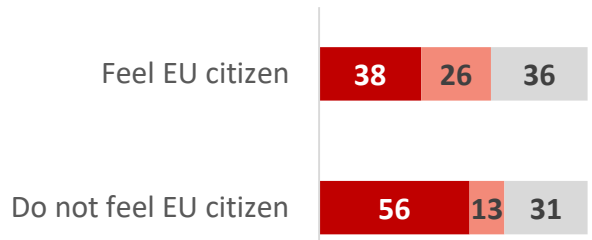
BREXIT DEAL EVALUATION

The current Brexit deal defends well the interest of the EU – do you agree or disagree?



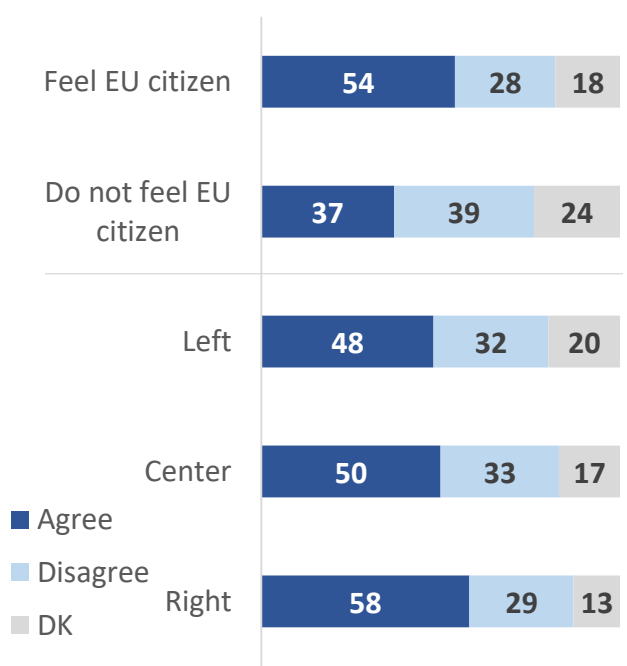
Base UK:

Split by
"Feeling/not feeling as EU Citizen"



Base EU:

Splits by political orientation and
"Feeling/not feeling as EU Citizen"

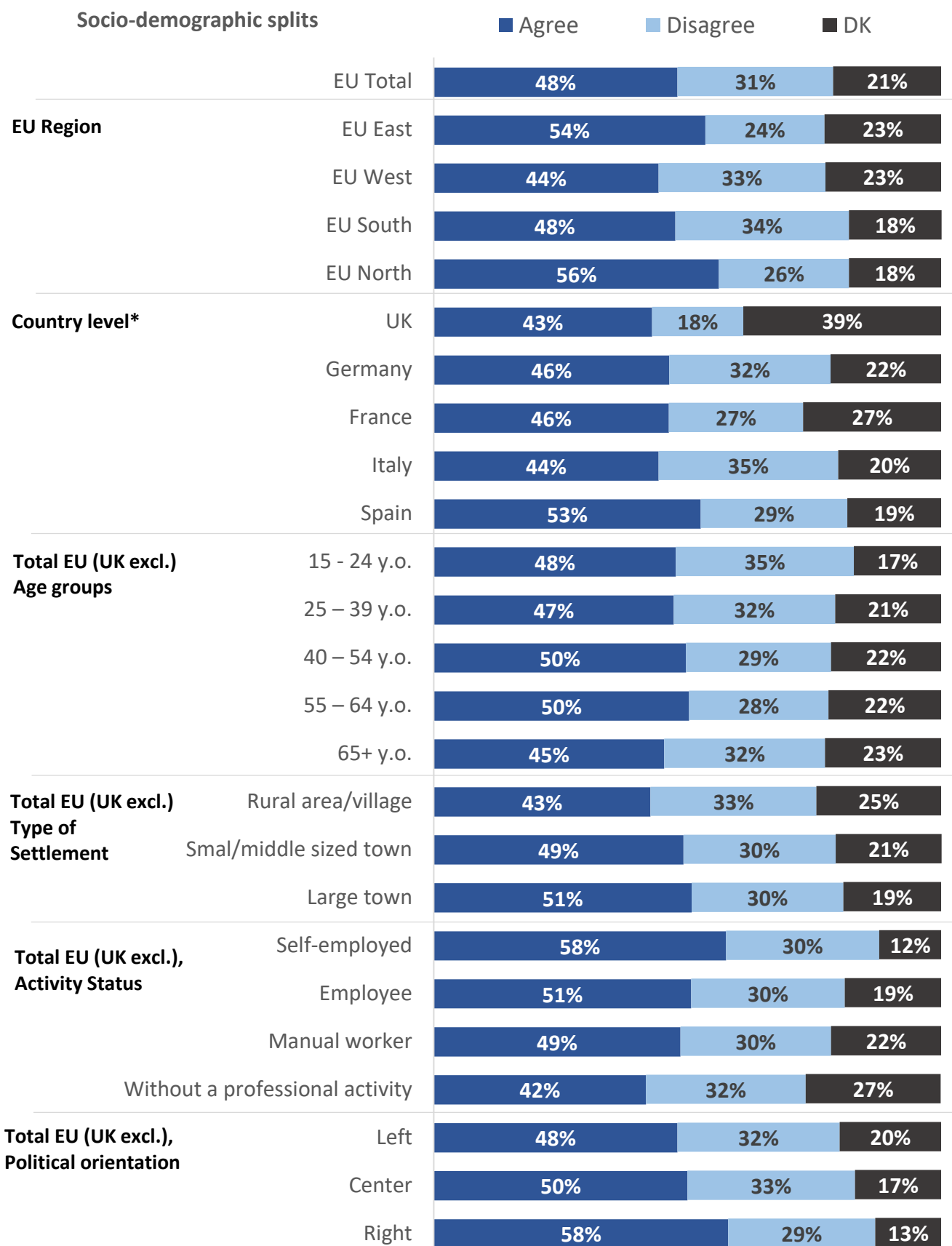


■ Agree
■ Disagree
■ DK

■ Agree
■ Disagree
■ DK

BREXIT DEAL EVALUATION

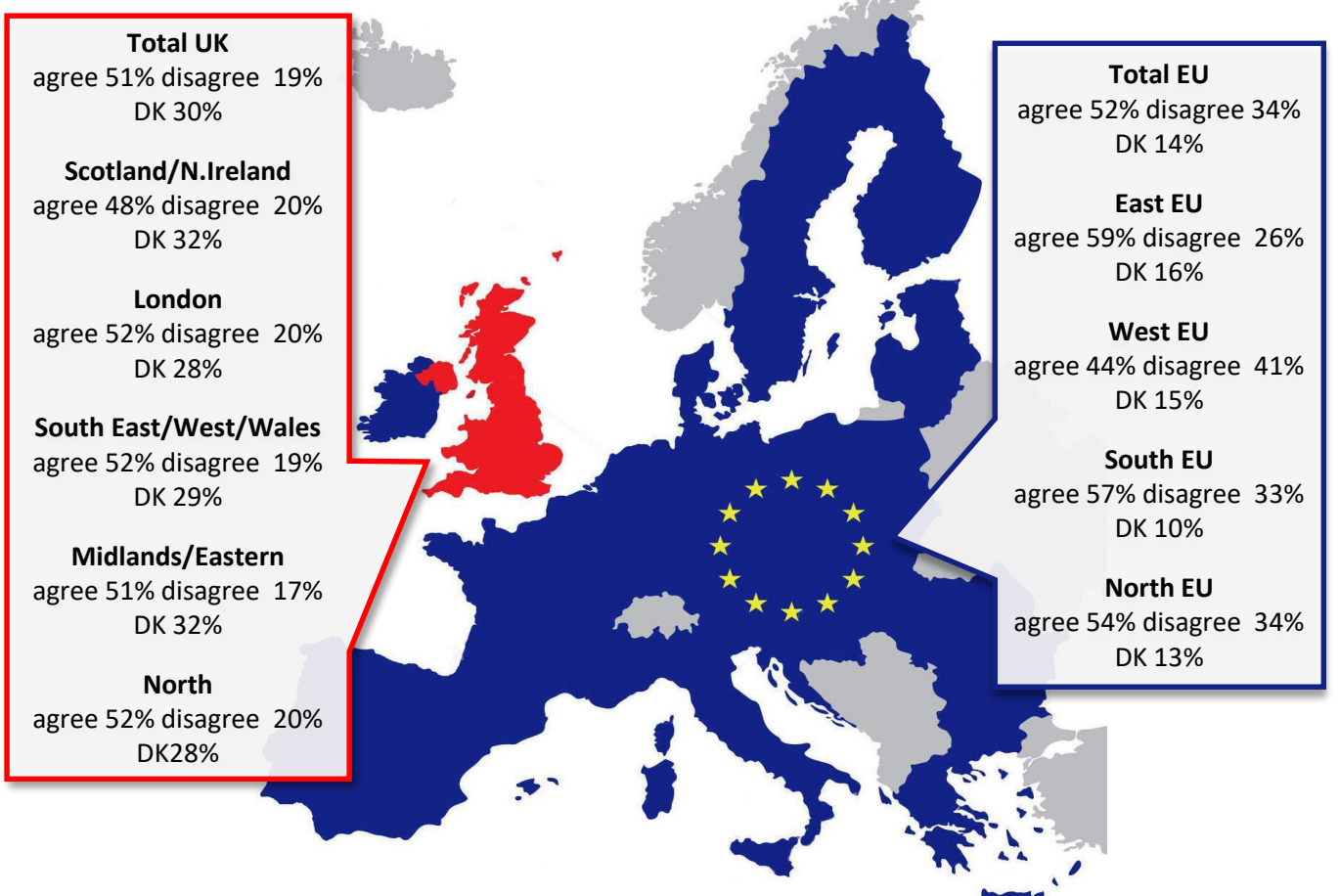
The current Brexit deal defends well the interest of the EU – do you agree or disagree?



* Sub-samples of the EU representative survey.

BREXIT DEAL EVALUATION

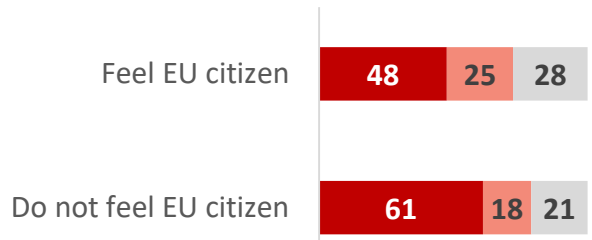
The EU should renegotiate the deal if it is definitely rejected by the UK Parliament—do you agree or disagree?



Base UK:

Split by

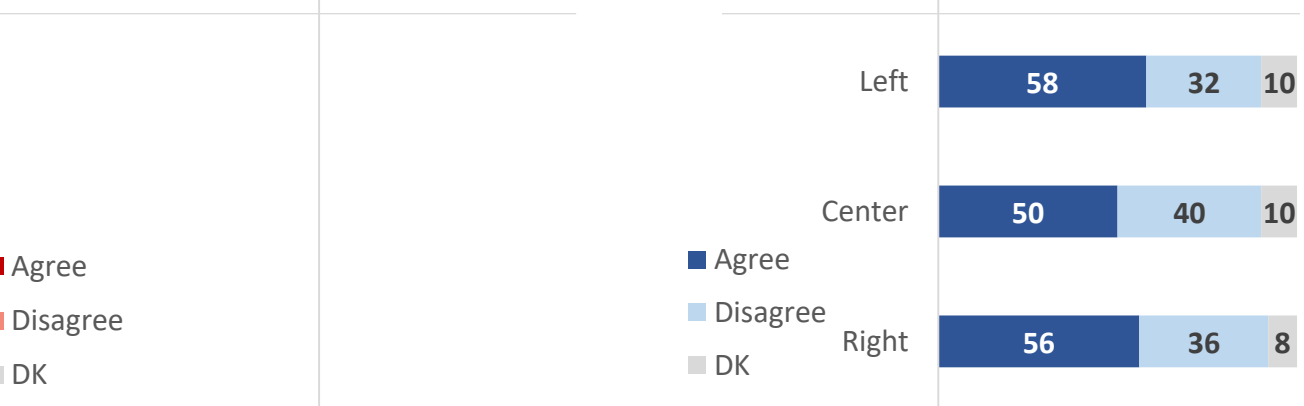
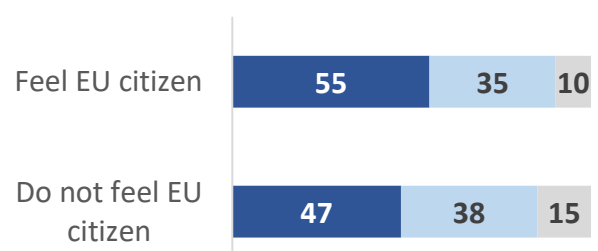
“Feeling/not feeling as EU Citizen”



Base EU:

Splits by political orientation and

“Feeling/not feeling as EU Citizen”

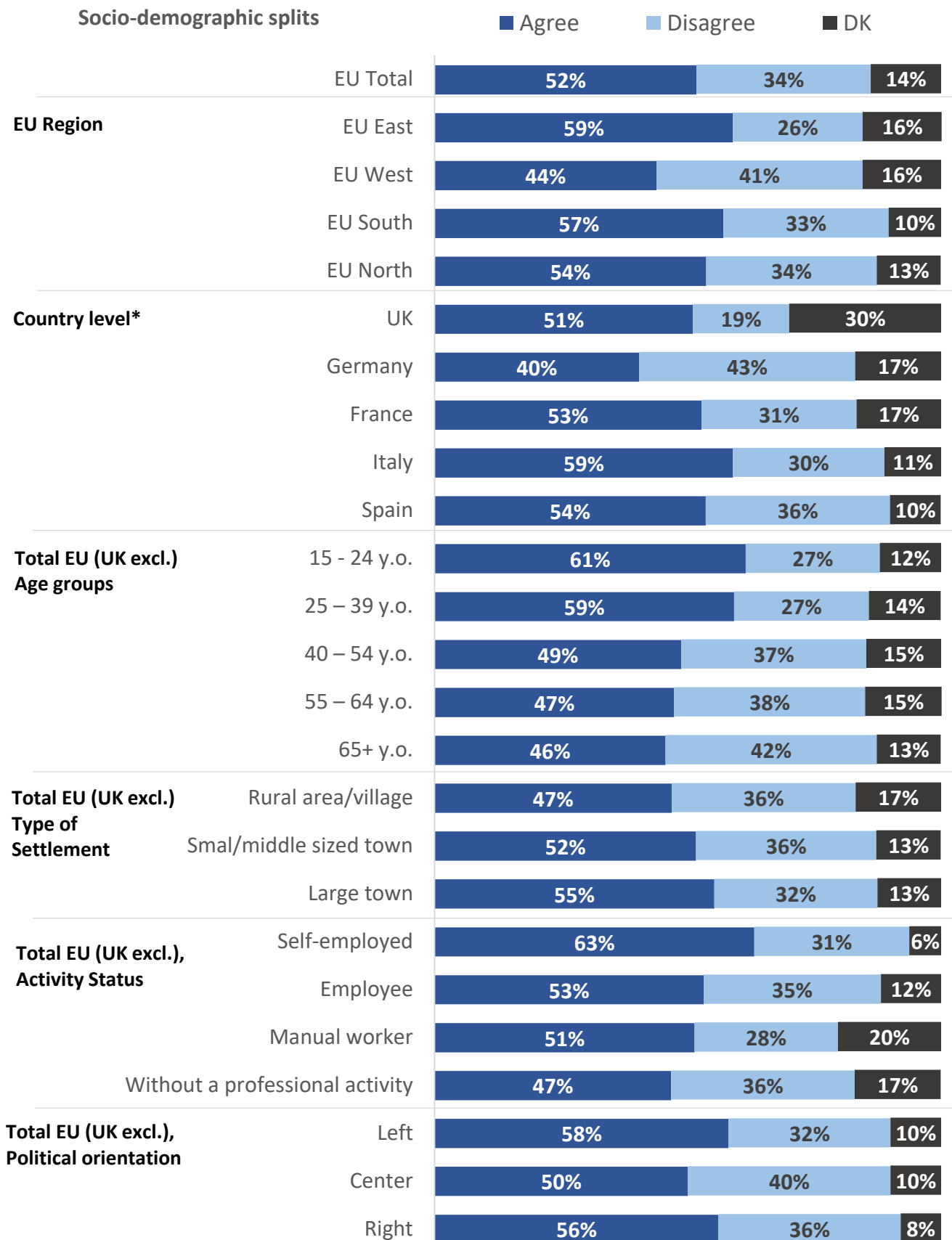


■ Agree
■ Disagree
■ DK

■ Agree
■ Disagree
■ DK

BREXIT DEAL EVALUATION

The EU should renegotiate the deal if it is definitely rejected by the UK Parliament—do you agree or disagree?



* Sub-samples of the EU representative survey.

EU PARLIAMENT ELECTIONS IN MAY 2019

To what extent do you believe that the upcoming elections for the European Parliament will bring positive change to the European Union?

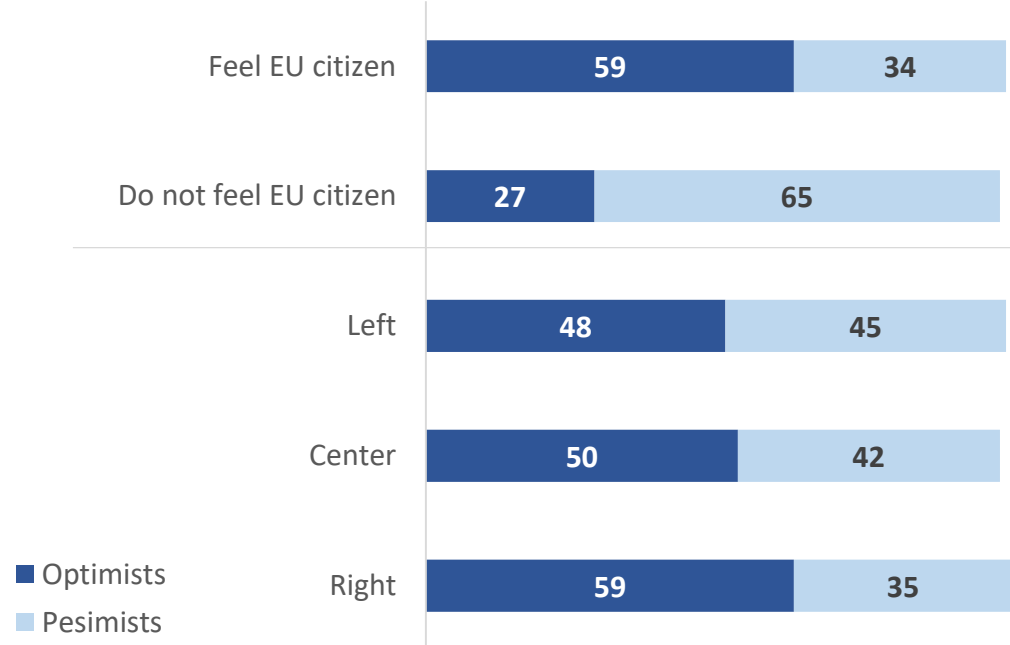


Total EU	optimists 49%	pessimists 41%
East EU	optimists 55%	Pessimists 35%
West EU	optimists 42%	Pessimists 46%
South EU	optimists 55%	Pessimists 36%
North EU	optimists 39%	Pessimists 54%

Optimists: answers yes, definitely/probably
Pessimists: answers no, definitely not/probably not

Base Total EU:

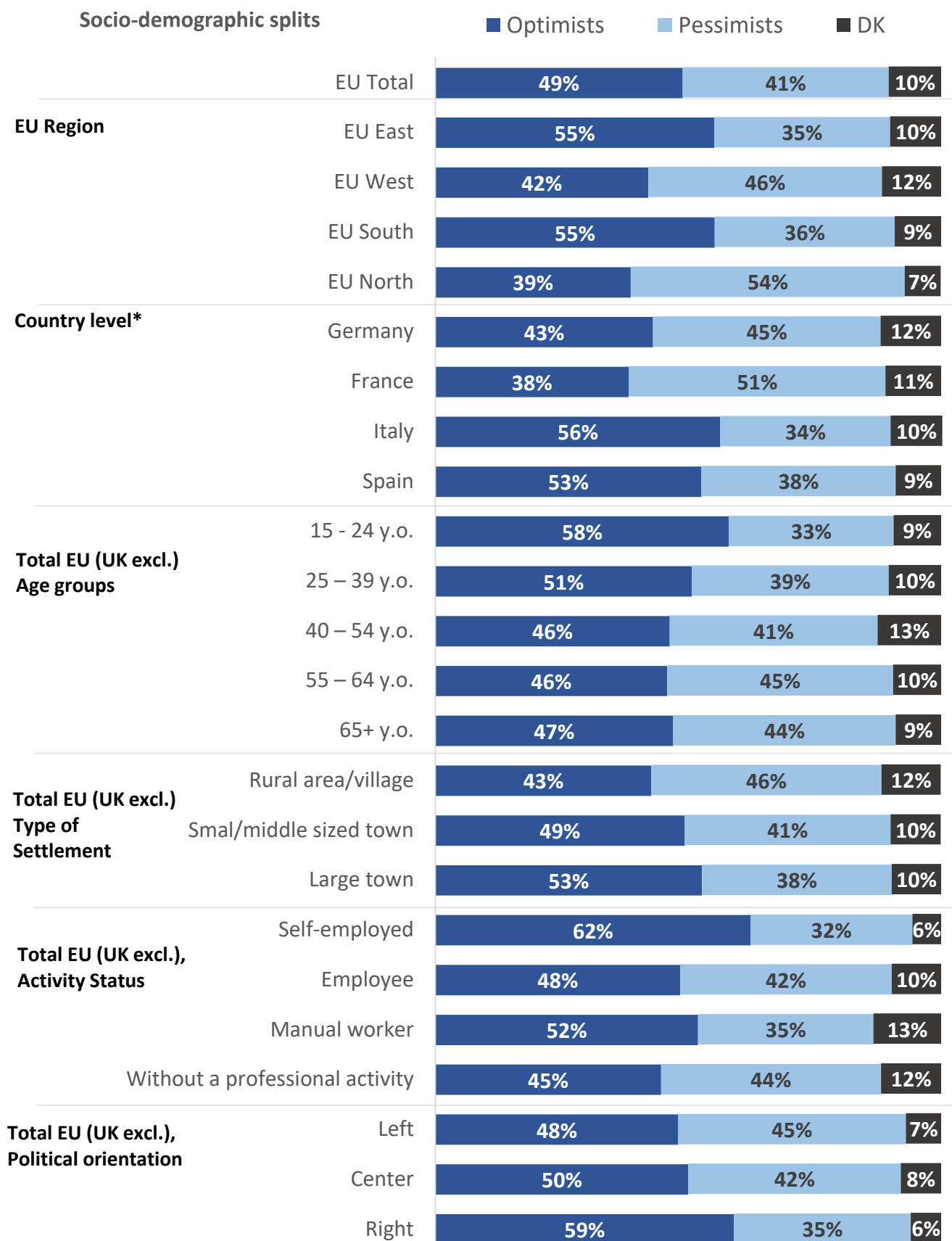
Splits by political orientation and "Feeling/not feeling as EU Citizen"



■ Optimists
■ Pesimists

EU PARLIAMENT ELECTIONS IN MAY 2019

To what extent do you believe that the upcoming elections for the European Parliament will bring positive change to the European Union?



* Sub-samples of the EU representative survey.

Methodology

Two separate surveys were carried out representing comparison between Total EU and UK public opinion on Brexit and EU future. A total 3034 EU citizens and 2084 UK citizens were interviewed online.

■ EU Data

Representative for the EU survey was carried out by the Gallup International Association in all the European Union Members States (UK excluded) between April 29th and May 6th. An experimental sample design has been set to represent the EU27 as a whole, while each of the countries is presented with the respective share of the population and internal socio-demographic structure balanced by gender and age interlocked. The weighting of the results additionally adjusts the sample by education, working status and state regions. The results are meant to be mainly analyzed from an European Union Perspective as well as for the countries where the sample size is sufficient to draw valid conclusions on.

EU Regions Definitions & Countries analyzed separately:

- East EU: Bulgaria, Croatia, Czech R, Estonia, Hungary, Latvia, Lithuania, Poland, Romania, Slovakia, Slovenia (n=725)
- West EU: France, Germany, Austria, Belgium, Ireland, Netherlands, Luxemburg (n=1280)
- South EU: Spain, Italy, Greece, Cyprus, Portugal, Malta (n=886)
- North EU: Sweden, Denmark, Finland (n=143)
- Germany - reported separately and as part of West EU: n=564
- France - reported separately and as part of West EU: n=434
- Italy - reported separately and as part of South EU: n=419
- Spain - reported separately and as part of South EU: n=316

■ UK Data

Between May 10th and 12th an online survey among a nationally representative sample of adults across the UK was carried out.

About Gallup International

Gallup International Association (GIA) is the leading association in market research and polling and this year celebrates its 72nd anniversary.

For over 70 years Gallup International Members have demonstrated their expert ability to conduct multi-country surveys on a comparable basis and deliver the highest quality. Their Members are leading national institutes with a profound local knowledge of research methods and techniques, statistical sources, customs and culture differences of its own country and carefully selected by the Association Board. With only one Member agency per country, Members work together on a daily basis to share knowledge, new research techniques and tools, as well as to provide the most appropriate solutions to international research projects and service our clients to the best of our abilities. GIA has over 50 members and conducts research in over 100 countries.

Disclaimer: Gallup International Association or its members are not related to Gallup Inc., headquartered in Washington D.C which is no longer a member of Gallup International Association. Gallup International Association does not accept responsibility for opinion polling other than its own. We require that our surveys be credited fully as Gallup International (not Gallup or Gallup Poll).