



Global Superpowers International Policies 2018

Gallup International's
42nd Annual Global Opinion Poll in
57 Countries Across the Globe

October–December 2018

Disclaimer: Gallup International Association or its members are not related to Gallup Inc., headquartered in Washington D.C. which is no longer a member of Gallup International Association. Gallup International Association does not accept responsibility for opinion polling other than its own. We require that our surveys be credited fully as Gallup International (not Gallup or Gallup Poll).

INTERNATIONAL POLICIES OF THE UNITED STATES AND RUSSIA ARE DESTABILIZING THE WORLD

according to the “End of the Year” global survey of Gallup International Association, conducted in 57 countries across the world

About equal numbers - respectively 56% and 52% - of the surveyed 52,494 global citizens hold negative opinions of the role of the two military superpowers, with only one in four believing their foreign policies have a stabilizing impact on world’s affairs.

Internally about two thirds of Russians are convinced that the international policies of their country are having a stabilizing effect. The same figure is significantly lower among US citizens, reflecting the deep internal divisions within American society.

The European Union is globally perceived as the most stabilizing force in the World and has positive net scores in all surveyed regions except Russia and West Asia.

Although the perception of China is negative it is not as negative as the worlds view towards the US and Russia.

*“It’s a shame that the only positively defined global power, the EU, is in deep internal disarray”- comments **Kancho Stoychev, President GIA** - "The global picture resembles the Cold War again but in fact is totally different because the established after the WW 2 order now is falling apart in front of our eyes every day. The tensions between the Superpowers in the past were not destabilizing because of agreed rules. The main characteristic of the current international situation can now be defined most simply by two words: no rules. Or: broken rules. We can of course try to calm ourselves by arguing that it’s not exactly like that but this is not going to change the requirement of urgent dialogue between US, Russia, China and the EU on new global rules. Historically new order has always evolved from strength and blood. We can’t afford this again because next time it will be the last one for all of us.”*

Disclaimer: Gallup International Association or its members are not related to Gallup Inc., headquartered in Washington D.C which is no longer a member of Gallup International Association. Gallup International Association does not accept responsibility for opinion polling other than its own. We require that our surveys be credited fully as Gallup International (not Gallup or Gallup Poll).



Methodology, Sample Size and Mode of Field Work

The Gallup International End of Year Survey (EoY) is an annual tradition initiated by and designed under the chairmanship of Dr. George Gallup in 1977. It is conducted every year since then. This year it was carried out by the Gallup International Association and partners in 57 countries around the world, representing the population of all G20 countries (except China) and about 57% of the global population.

Reflecting political, cultural or religious specifics some survey questions are not asked in all countries.

The question on international policies of the four superpowers was polled in 54 countries across the globe among a total of 52 494 persons. In each surveyed country a representative sample of around 1000 men and women was interviewed either face to face, via telephone or online. The margin of error for the survey is between 3% and 5% at 95% confidence level. The field work was conducted during October 2018 – January 2019.

Regions COVERAGE:

- EU Total: Austria, Bulgaria, Czech Republic, Finland, France, Germany, Hungary, Italy, Latvia, Poland, Romania, Spain, UK, Netherlands (n=13 615)
- EU West: Austria, Finland, France, Germany, Italy, Netherlands, Spain, UK (n=7 510)
- EU East: Bulgaria, Czech Republic, Latvia, Poland, Romania, Hungary (n=6 105)
- Non-EU Europe: Albania, Armenia, Bosnia and Herzegovina, Georgia, Kosovo, Macedonia, Moldova, Serbia, Switzerland, Ukraine (n=9 461)
- USA (n=1 045)
- Canada (n=600)
- India (n=1 001)
- Russia (n=1 000)
- Latin America: Argentina, Brazil, Colombia, Ecuador, Mexico, Paraguay, Peru (n=5 526)
- East Asia: Hong Kong, Indonesia, Japan, Philippines, Republic of Korea, Thailand, Vietnam (n=6 400)
- West Asia: Afghanistan, Azerbaijan, Kazakhstan, Pakistan, Turkey (n=5 671)
- Middle East: Iraq, Jordan, Lebanon, Syria, Saudi Arabia (n=5 351)
- Africa: Ghana, Nigeria, South Africa (n= 2 815)
- Australia & New Zealand (n=2 039)

About Gallup International

Gallup International Association (GIA) is the leading association in market research and polling and this year celebrates its 72nd anniversary.

For over 70 years Gallup International Members have demonstrated their expert ability to conduct multi-country surveys on a comparable basis and deliver the highest quality. Their Members are leading national institutes with a profound local knowledge of research methods and techniques, statistical sources, customs and culture differences of its own country and carefully selected by the Association Board. With only one Member agency per country, Members work together on a daily basis to share knowledge, new research techniques and tools, as well as to provide the most appropriate solutions to international research projects and service our clients to the best of our abilities. GIA has over 50 members and conducts research in over 100 countries.

Disclaimer: Gallup International Association or its members are not related to Gallup Inc., headquartered in Washington D.C which is no longer a member of Gallup International Association. Gallup International Association does not accept responsibility for opinion polling other than its own. We require that our surveys be credited fully as Gallup International (not Gallup or Gallup Poll).

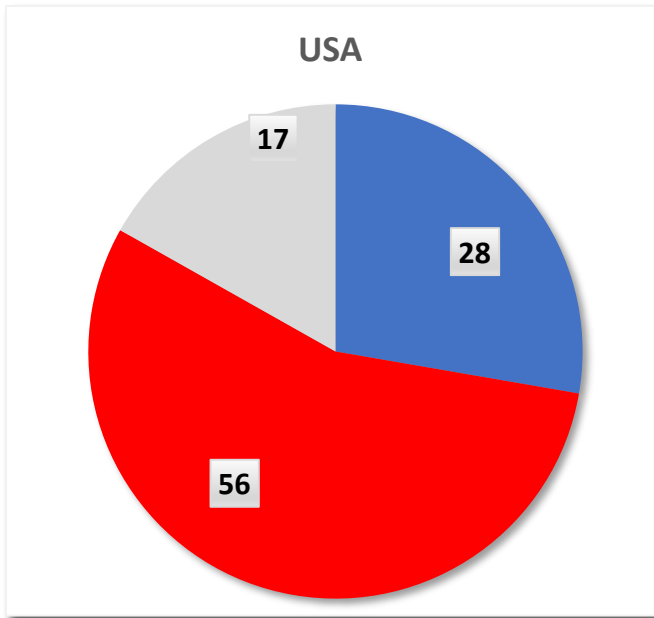


SUPERPOWERS POLICIES EVALUATION

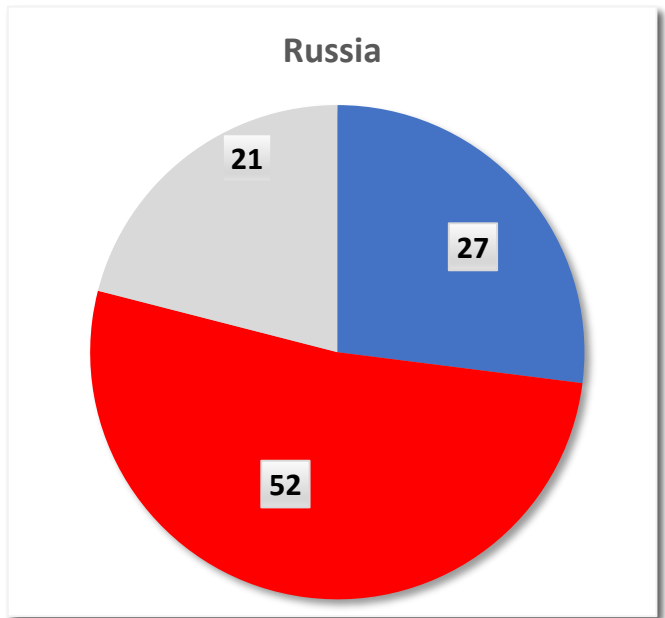
What do you think about the international policies of the following four superpowers – are their policies stabilizing or destabilizing the world?

■ stabilizing
 ■ destabilizing
 ■ DK/NA

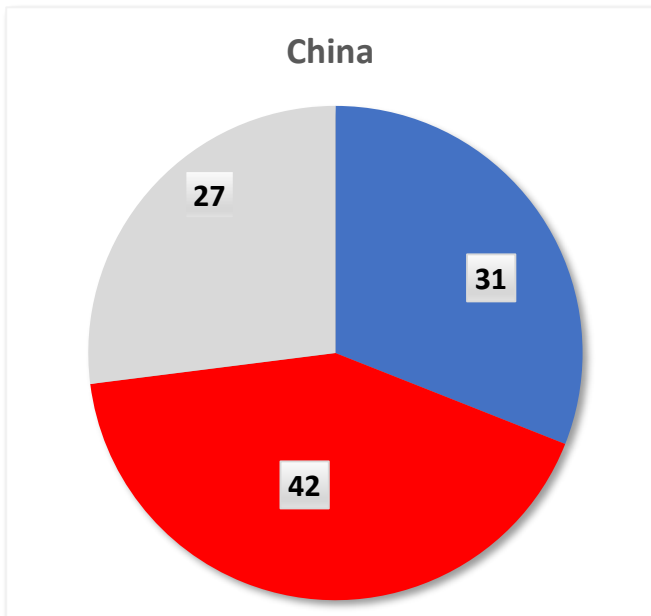
Global NET Score: -28



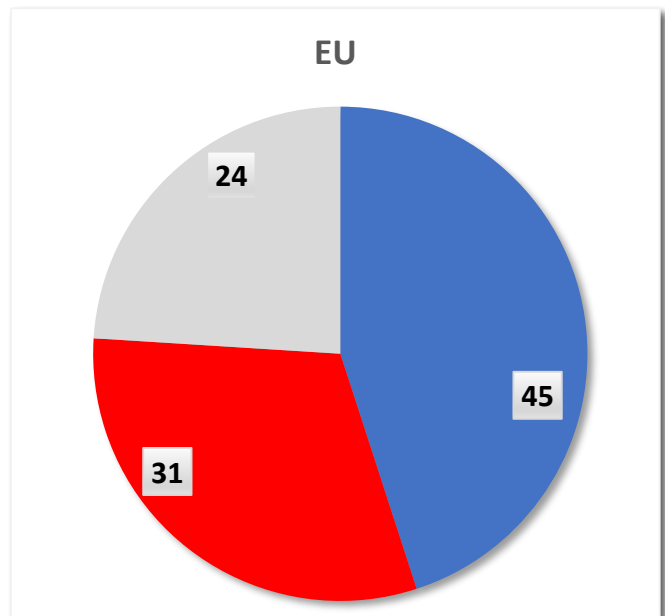
Global NET Score: -25



Global NET Score: -11



Global NET Score: +14



Definitions:

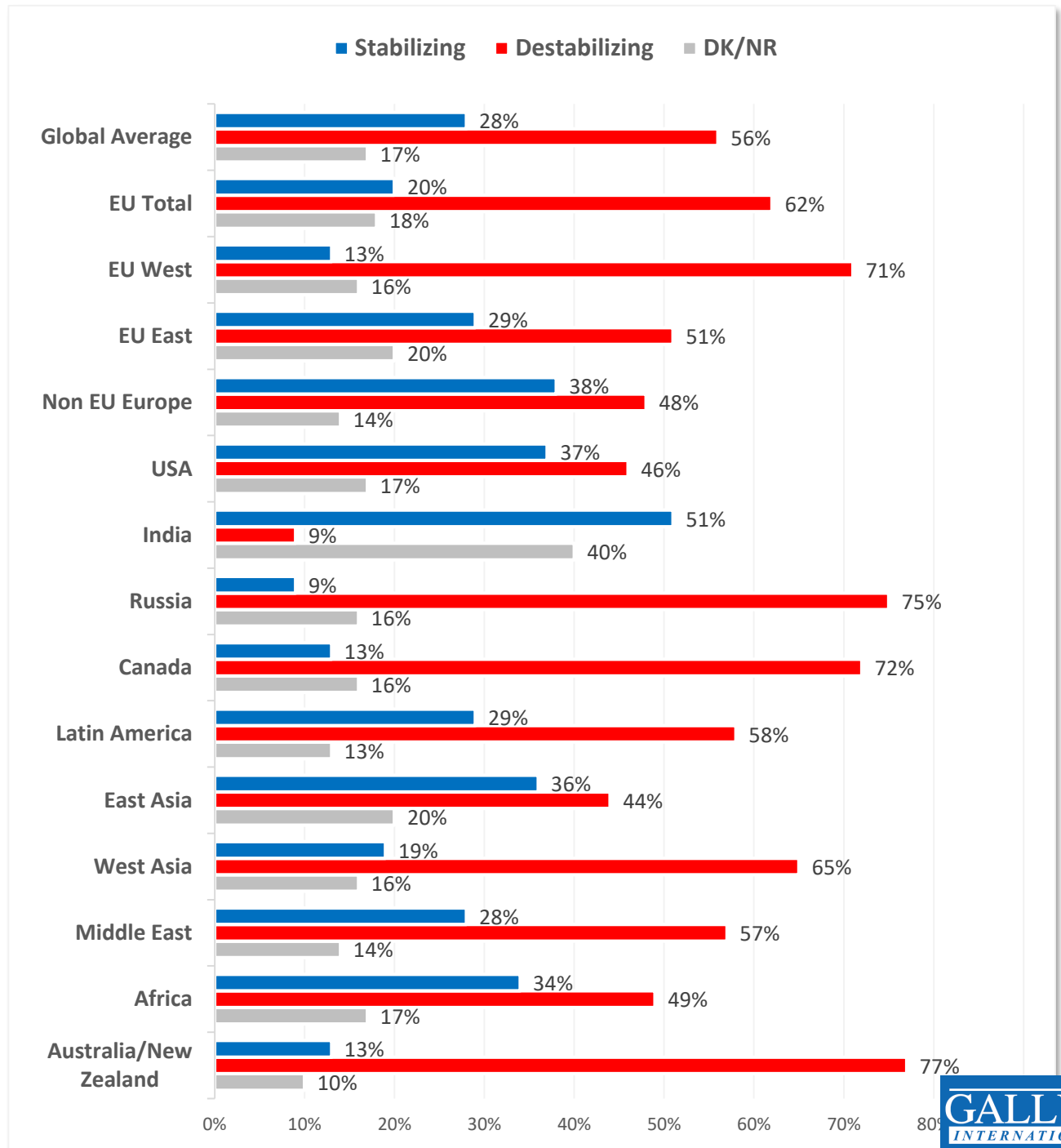
Global NET Score = Stabilizing vs. Destabilizing



SUPERPOWERS POLICIES EVALUATION

What do you think about the international policy of USA – is it stabilizing or destabilizing for the world?

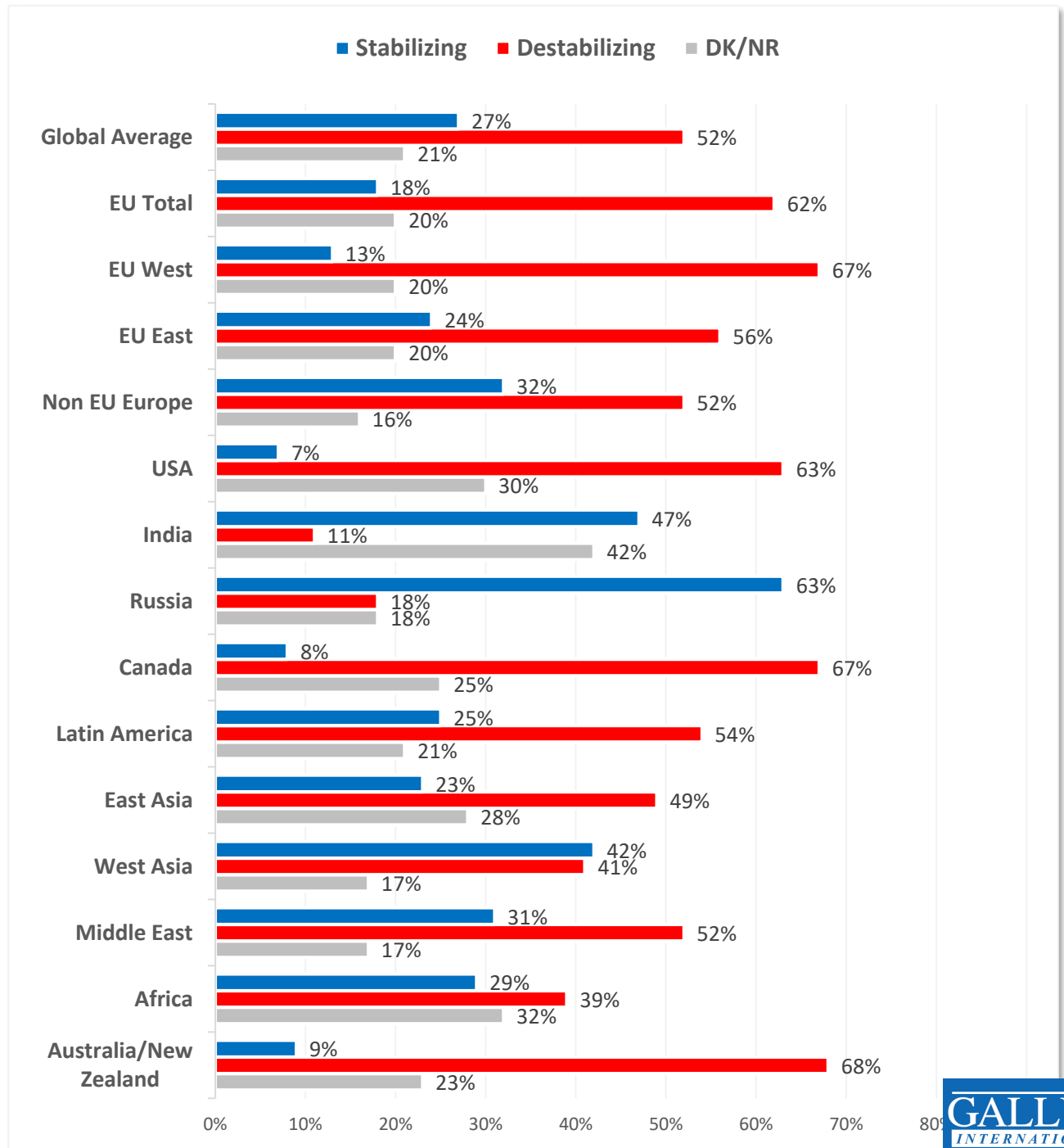
TOP 5 SUPPORTERS		TOP 5 OPPONENTS	
Country	Net Score	Country	Net Score
KOSOVO	+60	FINLAND	-76
PHILIPPINES	+59	AUSTRIA	-72
ALBANIA	+46	TURKEY	-71
VIETNAM	+43	SWITZERLAND	-69
INDIA	+42	GERMANY	-68



SUPERPOWERS POLICIES EVALUATION

What do you think about the international policy of Russia – is it stabilizing or destabilizing for the world?

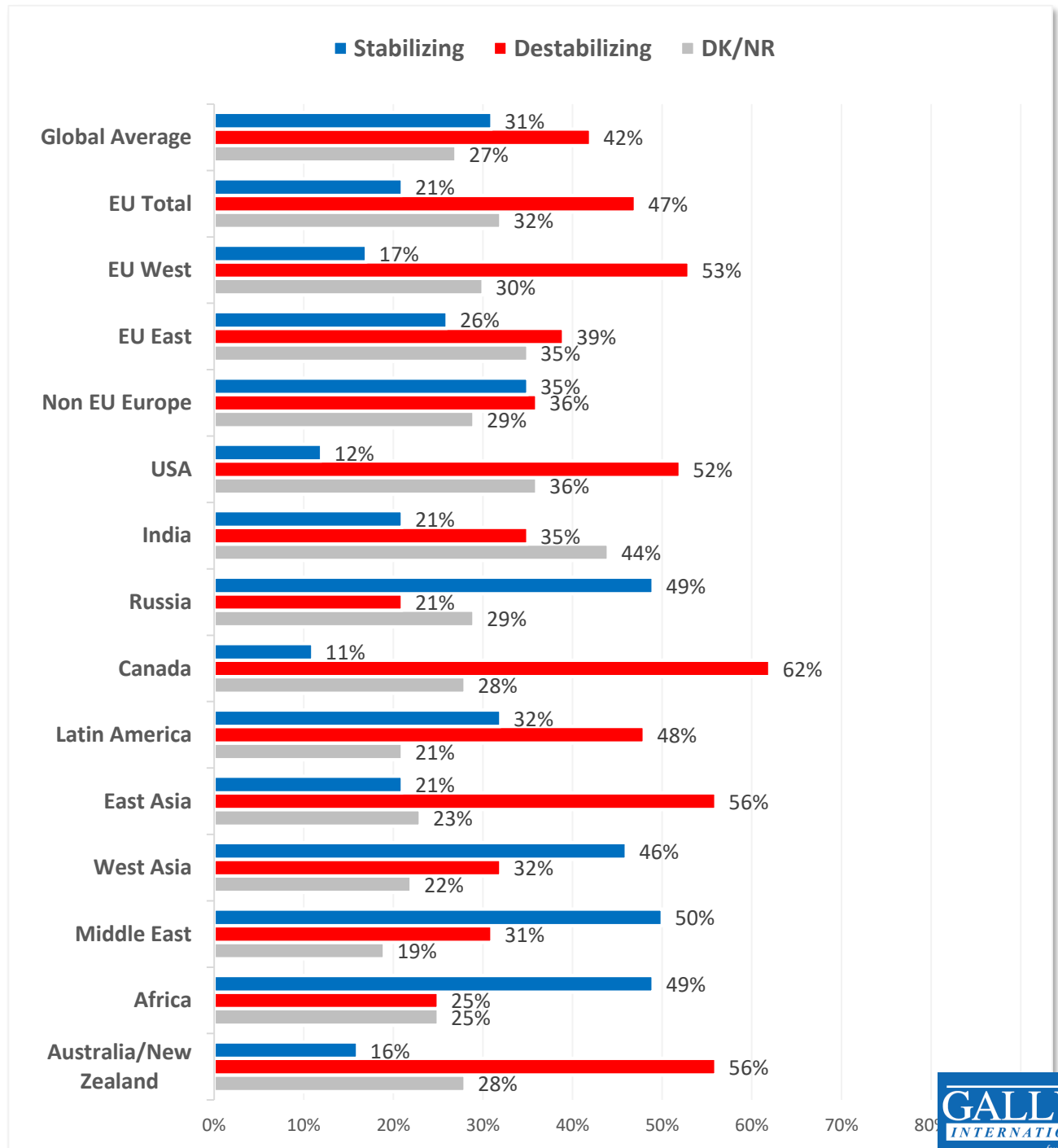
TOP 5 SUPPORTERS		TOP 5 OPPONENTS	
Country	Net Score	Country	Net Score
KAZAKHSTAN	+67	FINLAND	-86
RUSSIA	+45	KOSOVO	-70
SERBIA	+39	AUSTRALIA	-65
INDIA	+36	SPAIN	-64
VIETNAM	+27	UK, REPUBLIC OF KOREA	-63



SUPERPOWERS POLICIES EVALUATION

What do you think about the international policy of China – is it stabilizing or destabilizing for the world?

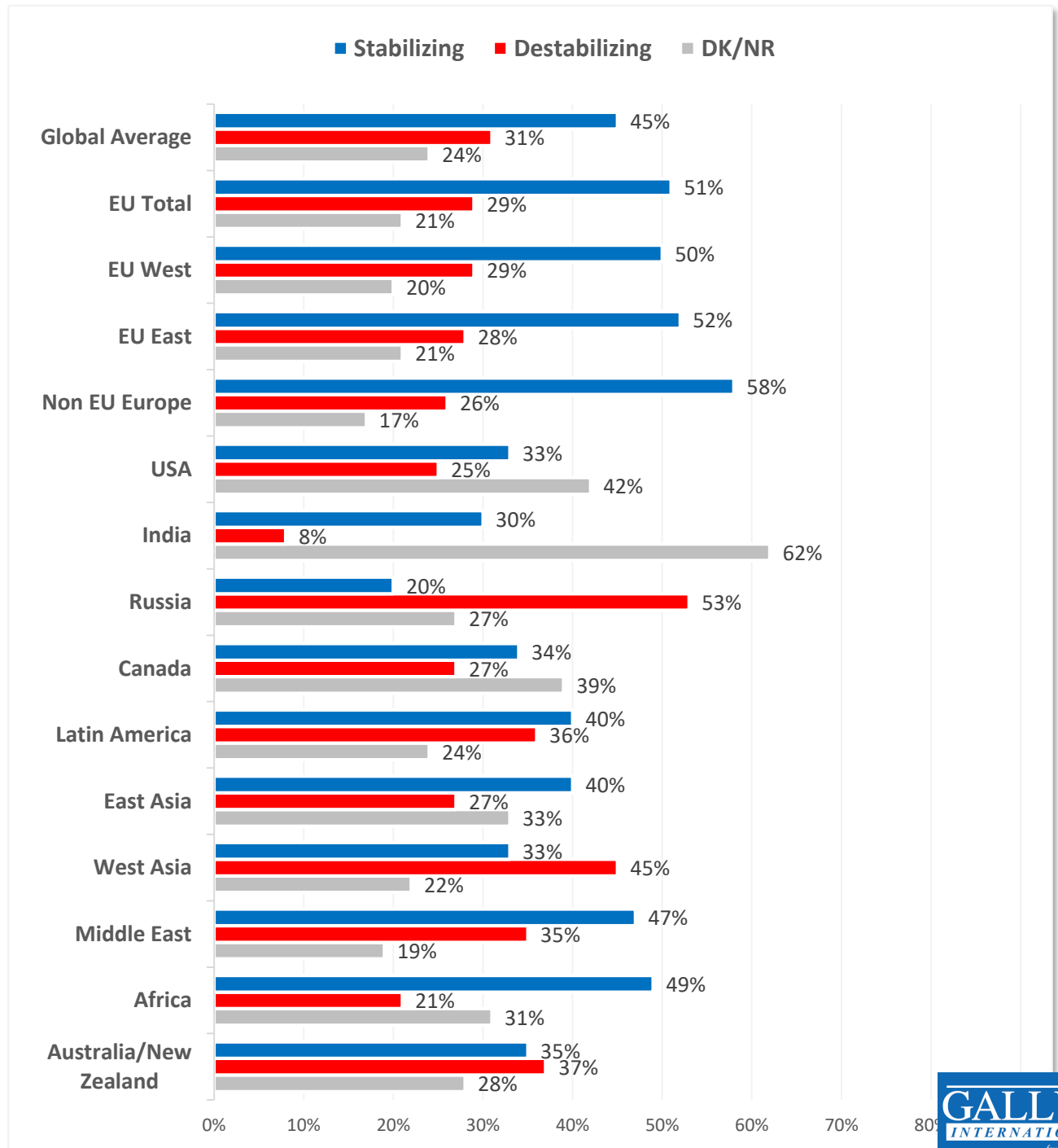
TOP 5 SUPPORTERS		TOP 5 OPPONENTS	
Country	Net Score	Country	Net Score
NIGERIA	+49	REPUBLIC OF KOREA	-75
KAZAKHSTAN	+41	VIETNAM	-59
PAKISTAN	+37	JAPAN	-58
SERBIA	+36	CANADA, MEXICO	-51
GHANA, JORDAN	+34	AUSTRALIA, FINLAND	-46



SUPERPOWERS POLICIES EVALUATION

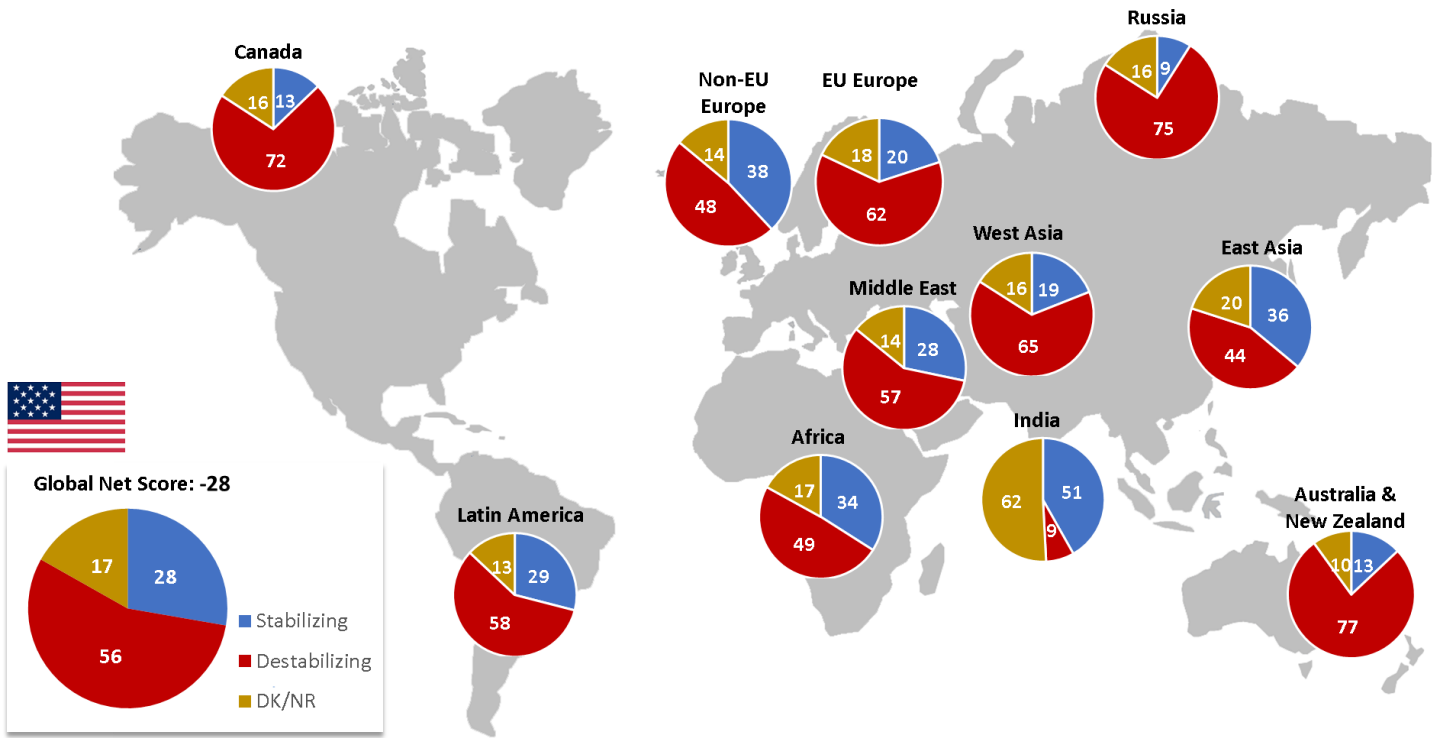
What do you think about the international policy of EU – is it stabilizing or destabilizing for the world?

TOP 5 SUPPORTERS		TOP 5 OPPONENTS	
Country	Net Score	Country	Net Score
KOSOVO	+66	MEXICO	-51
ALBANIA, VIETNAM	+60	RUSSIA	-33
GEORGIA	+58	TURKEY	-26
ROMANIA	+53	BOSNIA&HERZEGOVINA	-18
BULGARIA	+44	PAKISTAN	-17

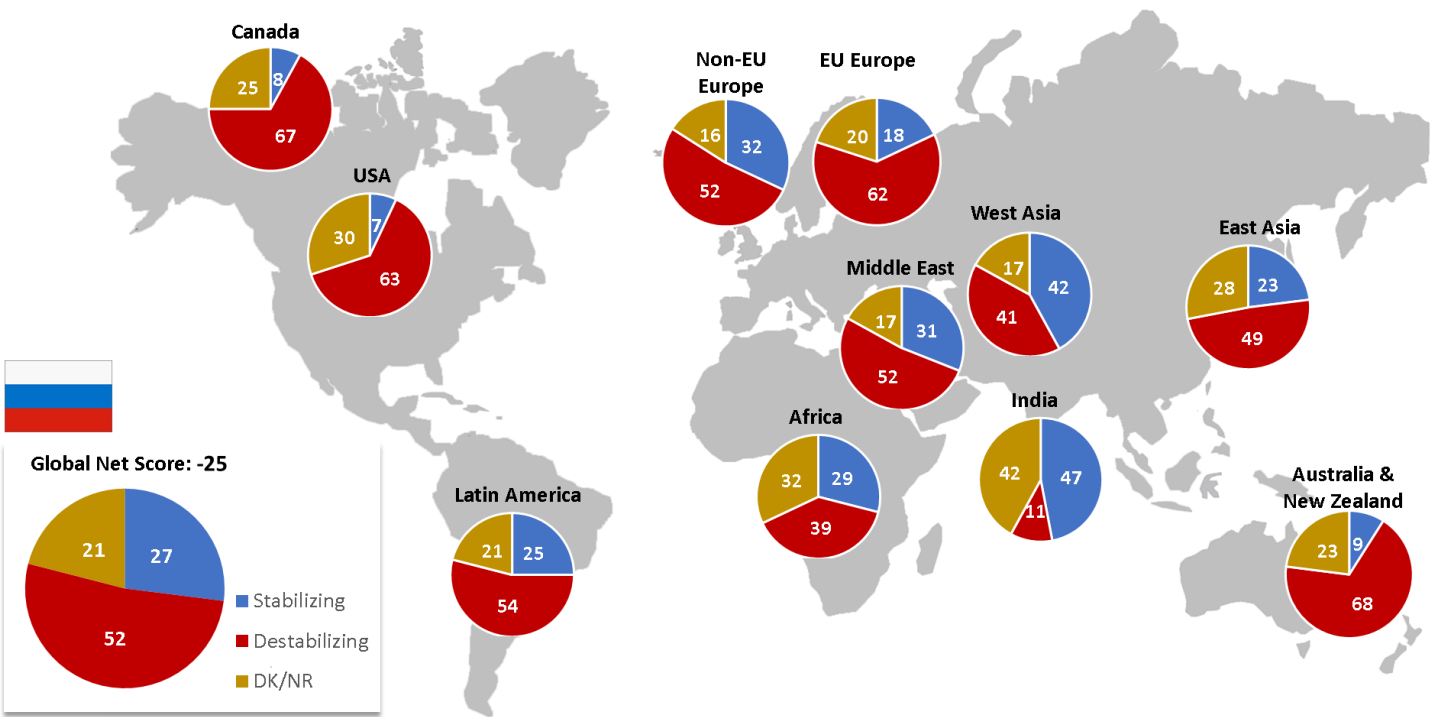


SUPERPOWERS POLICIES EVALUATION BY REGION

What do you think about the international policy of **USA** – is it stabilizing or destabilizing for the world?

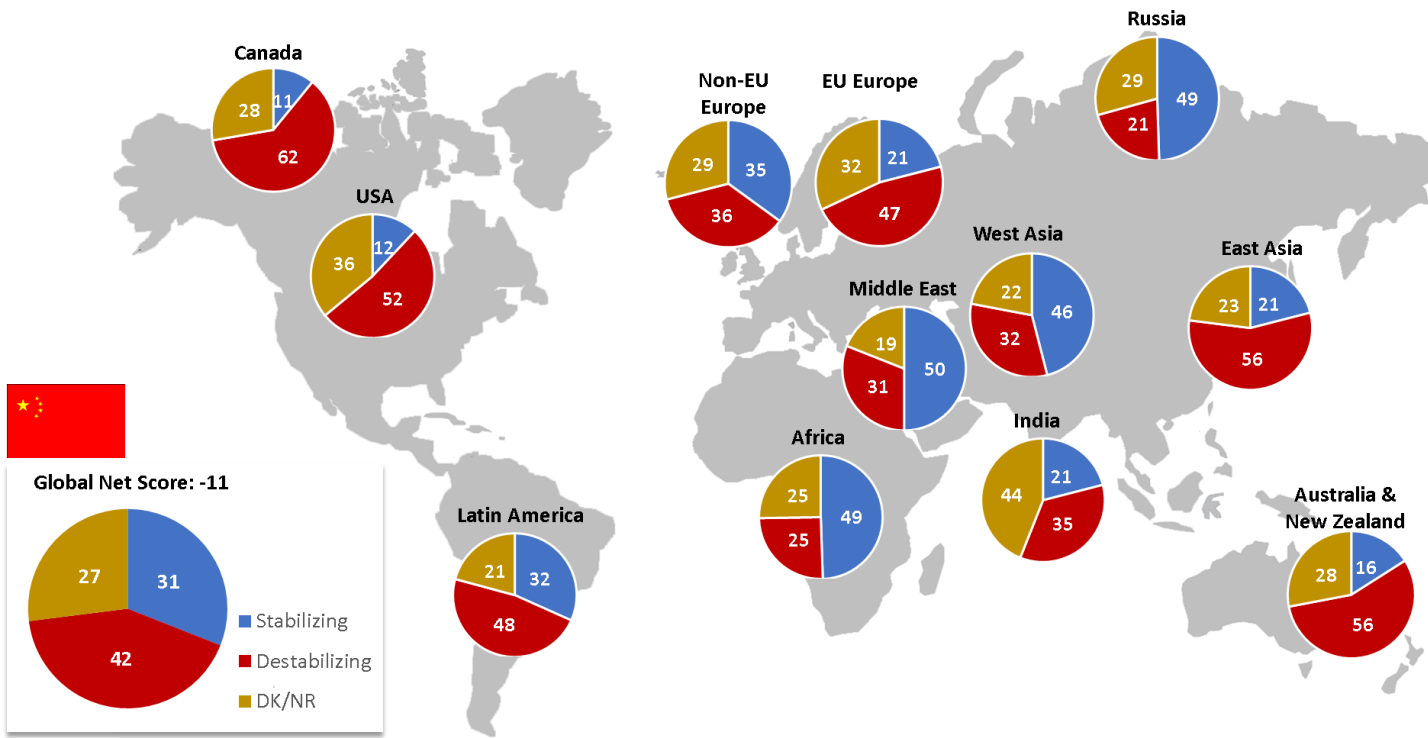


What do you think about the international policy of **RUSSIA** – is it stabilizing or destabilizing for the world?

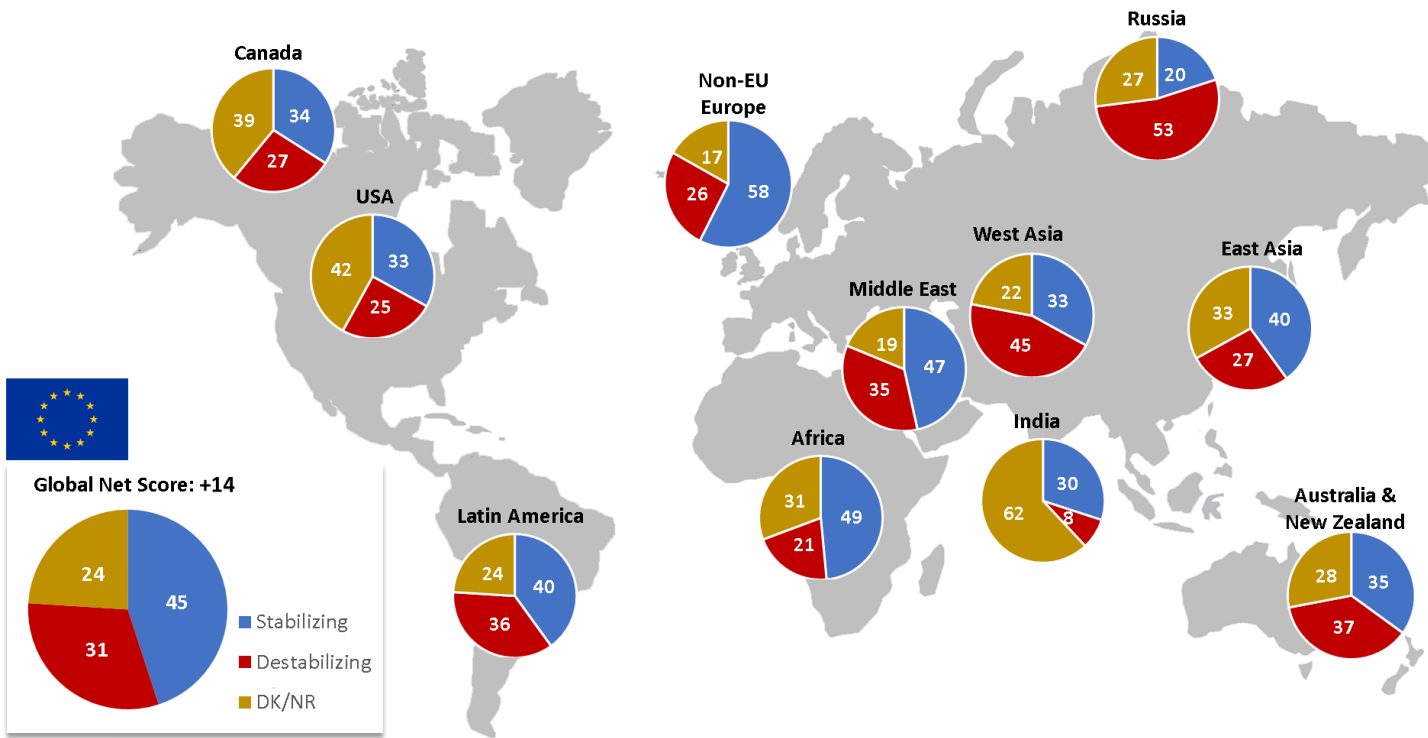


SUPERPOWERS POLICIES EVALUATION BY REGION

*What do you think about the international policy of **CHINA** – is it stabilizing or destabilizing for the world?*



*What do you think about the international policy of **EU** – is it stabilizing or destabilizing for the world?*



SUPERPOWERS POLICIES EVALUATION

Opinion on international policy of USA

(Countries presented in alphabetical order)

Country	Stabilizing	Destabilizing	DK/NR	NET Score	Country	Stabilizing	Destabilizing	DK/NR	NET Score
Global Average	28%	56%	17%	-28	KOSOVO	76%	16%	8%	+60
AFGHANISTAN	32%	65%	3%	-33	LATVIA	14%	65%	21%	-51
ALBANIA	65%	19%	16%	+46	LEBANON	37%	63%	-	-26
ARGENTINA	19%	62%	19%	-43	MACEDONIA	33%	48%	19%	-15
ARMENIA	31%	56%	14%	-25	MEXICO	10%	61%	29%	-51
AUSTRALIA	15%	76%	9%	-61	MOLDOVA	40%	42%	18%	-2
AUSTRIA	8%	80%	12%	-72	NETHERLANDS	14%	64%	22%	-50
BOSNIA&HERZEGOVINA	26%	64%	9%	-38	NEW ZEALAND	11%	78%	11%	-67
BRAZIL	44%	48%	8%	-4	NIGERIA	26%	68%	6%	-42
BULGARIA	20%	56%	24%	-36	PAKISTAN	19%	57%	24%	-38
CANADA	13%	72%	16%	-59	PHILIPPINES	74%	15%	10%	+59
COLOMBIA	33%	62%	5%	-29	POLAND	39%	35%	27%	+4
CZECH REPUBLIC	34%	52%	14%	-18	REPUBLIC OF KOREA	33%	62%	5%	-29
ECUADOR	33%	55%	12%	-22	ROMANIA	45%	40%	15%	+5
FINLAND	9%	85%	6%	-76	RUSSIA	9%	75%	16%	-66
FRANCE	11%	75%	14%	-64	SERBIA	15%	74%	10%	-59
GEORGIA	49%	29%	23%	+20	SAUDI ARABIA	27%	36%	37%	-9
GERMANY	10%	78%	12%	-68	SOUTH AFRICA	32%	46%	22%	-14
GHANA	52%	28%	20%	+24	SPAIN	14%	73%	14%	-59
HUNGARY	30%	52%	18%	-22	SWITZERLAND	11%	80%	9%	-69
HONG KONG	17%	72%	11%	-55	SYRIA	29%	63%	8%	-34
INDIA	51%	9%	40%	+42	THAILAND	33%	35%	33%	-2
INDONESIA	31%	42%	27%	-11	TURKEY	4%	75%	21%	-71
IRAQ	19%	77%	4%	-58	UK	17%	61%	21%	-44
ITALY	20%	49%	31%	-29	UKRAINE	33%	48%	18%	-15
JORDAN	31%	69%	1%	-38	USA	37%	46%	17%	-9
JAPAN	10%	53%	37%	-43	VIETNAM	59%	16%	25%	+43
KAZAKHSTAN	14%	65%	21%	-51					

Definitions:

NET Score = Stabilizing vs. Destabilizing



SUPERPOWERS POLICIES EVALUATION

Opinion on international policy of Russia

(Countries presented in alphabetical order)

Country	Stabilizing	Destabilizing	DK/NR	NET Score	Country	Stabilizing	Destabilizing	DK/NR	NET Score
Global Average	27%	52%	21%	-25	KOSOVO	5%	75%	20%	-70
AFGHANISTAN	32%	64%	4%	-32	LATVIA	19%	65%	16%	-46
ALBANIA	42%	38%	20%	+4	LEBANON	53%	47%	*	+6
ARGENTINA	23%	40%	37%	-17	MACEDONIA	28%	47%	24%	-19
ARMENIA	54%	34%	12%	+20	MEXICO	9%	70%	22%	-61
AUSTRALIA	8%	73%	19%	-65	MOLDOVA	57%	31%	12%	+26
AUSTRIA	22%	60%	18%	-38	NETHERLANDS	9%	68%	24%	-59
BOSNIA&HERZEGOVINA	22%	66%	11%	-44	NEW ZEALAND	9%	63%	28%	-54
BRAZIL	35%	50%	15%	-15	NIGERIA	32%	50%	19%	-18
BULGARIA	43%	27%	30%	+16	PAKISTAN	24%	48%	27%	-24
CANADA	8%	67%	25%	-59	PHILIPPINES	53%	30%	17%	+23
COLOMBIA	22%	67%	11%	-45	POLAND	13%	63%	25%	-50
CZECH REPUBLIC	16%	69%	15%	-53	REPUBLIC OF KOREA	13%	76%	11%	-63
ECUADOR	31%	48%	21%	-17	ROMANIA	28%	53%	18%	-25
FINLAND	4%	90%	6%	-86	RUSSIA	63%	18%	18%	+45
FRANCE	14%	65%	21%	-51	SERBIA	64%	25%	12%	+39
GEORGIA	13%	73%	14%	-60	SAUDI ARABIA	16%	44%	41%	-28
GERMANY	15%	67%	18%	-52	SOUTH AFRICA	23%	37%	40%	-14
GHANA	44%	29%	27%	+15	SPAIN	9%	73%	18%	-64
HUNGARY	28%	54%	19%	-26	SWITZERLAND	15%	70%	15%	-55
HONG KONG	19%	54%	27%	-35	SYRIA	52%	40%	9%	+12
INDIA	47%	11%	42%	+36	THAILAND	10%	57%	34%	-47
INDONESIA	27%	38%	36%	-11	TURKEY	30%	42%	28%	-12
IRAQ	35%	55%	10%	-20	UK	7%	70%	22%	-63
ITALY	21%	44%	34%	-23	UKRAINE	22%	64%	15%	-42
JORDAN	22%	78%	1%	-56	USA	7%	63%	30%	-56
JAPAN	3%	49%	48%	-46	VIETNAM	49%	22%	29%	+27
KAZAKHSTAN	75%	8%	17%	+67					

Definitions:

NET Score = Stabilizing vs. Destabilizing



SUPERPOWERS POLICIES EVALUATION

Opinion on international policy of China

(Countries presented in alphabetical order)

Country	Stabilizing	Destabilizing	DK/NR	NET Score	Country	Stabilizing	Destabilizing	DK/NR	NET Score
Global Average	31%	42%	27%	-11	KOSOVO	9%	53%	38%	-44
AFGHANISTAN	42%	51%	8%	-9	LATVIA	26%	23%	51%	+3
ALBANIA	48%	31%	22%	+17	LEBANON	65%	34%	1%	+31
ARGENTINA	27%	38%	35%	-11	MACEDONIA	28%	34%	38%	-6
ARMENIA	50%	23%	26%	+27	MEXICO	12%	63%	25%	-51
AUSTRALIA	15%	61%	24%	-46	MOLDOVA	49%	18%	33%	+31
AUSTRIA	21%	51%	28%	-30	NETHERLANDS	17%	49%	34%	-32
BOSNIA&HERZEGOVINA	24%	63%	13%	-39	NEW ZEALAND	17%	51%	31%	-34
BRAZIL	46%	40%	14%	+6	NIGERIA	68%	19%	14%	+49
BULGARIA	26%	22%	52%	+4	PAKISTAN	56%	19%	25%	+37
CANADA	11%	62%	28%	-51	PHILIPPINES	51%	35%	14%	+16
COLOMBIA	31%	58%	11%	-27	POLAND	16%	48%	36%	-32
CZECH REPUBLIC	23%	58%	20%	-35	REPUBLIC OF KOREA	9%	84%	7%	-75
ECUADOR	37%	43%	20%	-6	ROMANIA	42%	29%	28%	+13
FINLAND	14%	60%	26%	-46	RUSSIA	49%	21%	29%	+28
FRANCE	16%	56%	28%	-40	SERBIA	59%	23%	17%	+36
GEORGIA	31%	24%	45%	+7	SAUDI ARABIA	34%	21%	45%	+13
GERMANY	21%	51%	28%	-30	SOUTH AFRICA	38%	31%	32%	+7
GHANA	55%	21%	24%	+34	SPAIN	19%	60%	21%	-41
HUNGARY	30%	40%	30%	-10	SWITZERLAND	21%	56%	23%	-35
HONG KONG	36%	47%	16%	-11	SYRIA	51%	47%	3%	+4%
INDIA	21%	35%	44%	-14	THAILAND	14%	48%	37%	-34
INDONESIA	34%	33%	33%	+1	TURKEY	28%	32%	39%	-4
IRAQ	50%	35%	16%	+15	UK	15%	49%	36%	-34
ITALY	16%	46%	38%	-30	UKRAINE	42%	23%	35%	+19
JORDAN	67%	33%	1%	+34	USA	12%	52%	36%	-40
JAPAN	2%	60%	38%	-58	VIETNAM	8%	67%	25%	-59
KAZAKHSTAN	58%	17%	26%	+41					

Definitions:

NET Score = Stabilizing vs. Destabilizing



SUPERPOWERS POLICIES EVALUATION

Opinion on international policy of EU (Countries presented in alphabetical order)

Country	Stabilizing	Destabilizing	DK/NR	NET Score	Country	Stabilizing	Destabilizing	DK/NR	NET Score
Global Average	45%	31%	24%	+14	KOSOVO	75%	9%	15%	+66
AFGHANISTAN	39%	53%	8%	-14	LATVIA	44%	24%	31%	+20
ALBANIA	71%	11%	17%	+60	LEBANON	52%	47%	1%	+5
ARGENTINA	27%	34%	39%	-7	MACEDONIA	62%	22%	16%	+40
ARMENIA	54%	27%	19%	+27	MEXICO	14%	65%	21%	-51
AUSTRALIA	36%	36%	28%	0	MOLDOVA	60%	21%	19%	+39
AUSTRIA	58%	26%	16%	+32	NETHERLANDS	53%	24%	23%	+29
BOSNIA&HERZEGOVINA	36%	54%	10%	-18	NEW ZEALAND	34%	38%	28%	-4
BRAZIL	53%	30%	17%	+23	NIGERIA	61%	19%	20%	+42
BULGARIA	60%	16%	25%	+44	PAKISTAN	28%	45%	27%	-17
CANADA	34%	27%	39%	+7	PHILIPPINES	43%	34%	23%	+9
COLOMBIA	57%	29%	14%	+28	POLAND	50%	24%	26%	+26
CZECH REPUBLIC	54%	31%	16%	+23	REPUBLIC OF KOREA	50%	34%	16%	+16
ECUADOR	39%	36%	25%	+3	ROMANIA	71%	18%	11%	+53
FINLAND	63%	20%	17%	+43	RUSSIA	20%	53%	27%	-33
FRANCE	50%	31%	18%	+19	SERBIA	36%	47%	17%	-11
GEORGIA	69%	11%	21%	+58	SAUDI ARABIA	33%	26%	41%	+7
GERMANY	61%	22%	17%	+39	SOUTH AFRICA	40%	23%	38%	+17
GHANA	57%	16%	27%	+41	SPAIN	50%	34%	15%	+16
HUNGARY	40%	48%	12%	-8	SWITZERLAND	58%	28%	14%	+30
HONG KONG	40%	37%	22%	+3	SYRIA	45%	42%	13%	+3
INDIA	30%	8%	62%	+22	THAILAND	23%	38%	40%	-15
INDONESIA	42%	18%	41%	+24	TURKEY	21%	47%	32%	-26
IRAQ	45%	40%	16%	+5	UK	38%	36%	26%	+2
ITALY	28%	40%	32%	-12	UKRAINE	52%	25%	23%	+27
JORDAN	69%	30%	2%	+39	USA	33%	25%	42%	+8
JAPAN	16%	20%	64%	-4	VIETNAM	66%	6%	28%	+60
KAZAKHSTAN	36%	34%	30%	+2					

Definitions:

NET Score = Stabilizing vs. Destabilizing



METHODOLOGY DETAILS

Country	Supplier	Sample	Field period	Method
AFGHANISTAN	ACSOR-Surveys	1 763	15-25.10.2018	F2F
ALBANIA	Be Research LLC	1 040	08-18.11.2018	CAPI
ARGENTINA	Voices! Research & Consultancy	1 002	02-15.10.2018	F2F, CAPI
ARMENIA	MPG LLC	1 111	17-22.11.2018	CAPI
AUSTRALIA	Roy Morgan Research	1 028	13-14.12.2018	CAWI
AUSTRIA	Österreichisches Gallup Institut	1 000	22.11-03.12.2018	CAWI
BRAZIL	Lightspeed Research Limited	800	14-21.01.2019	CAWI
BOSNIA & HERZEGOVINA	Mareco Index Bosnia	1 000	05-18.11.2018	CATI
BULGARIA	Gallup International	1 053	02-09.11.2018	CAPI
CANADA	Lightspeed Research Limited	600	14-21.01.2019	CAWI
COLOMBIA	Centro Nacional de Consultoría	1 000	14-17.12.2018	CATI
CZECH REPUBLIC	MARECO Ltd. Praha	1 500	14.11-03.12.2018	F2F
ECUADOR	CEDATOS	700	26.11-16.12.2018	F2F
FINLAND	Taloustutkimus Oy	1 134	07-11.12.2018	CAWI
FRANCE	BVA	1 000	23-29.11.2018	CAWI
GEORGIA	GORBI	1 008	18-25.11.2018	CAPI
GERMANY	Österreichisches Gallup Institut	1 000	03-07.12.2018	CAWI
GHANA	Candino Global	500	20.11-03.12.2018	CAPI
HONG KONG	CSG (Consumer Search Group)	505	28.10-21.11.2018	Online
HUNGARY	Österreichisches Gallup Institut	1 000	10-20.12.2018	CAWI
INDIA	Impetus Research Pvt. Ltd	1 001	22.10-30.11.2018	CATI
INDONESIA	Deka	1 040	14-25.11.2018	F2F
IRAQ	IIACSS	1 000	03-28.11.2018	CAPI
ITALY	DOXA	1 072	16-30.11.2018	CAPI
JAPAN	NRC (Nippon Research Center)	1 155	01-13.11.2018	F2F
JORDAN	MRO	1 000	29.10-20.11.2018	F2F
KAZAKHSTAN	BISAM - CENTRAL ASIA	1 400	22.11-11.12.2018	F2F CAPI
KOSOVO	Be Research LLC	978	06-18.11.2018	F2F
LATVIA	SKDS	1 005	29.11-05.12.2018	CAWI
LEBANON	MRO	1 000	29.10-20.11.2018	F2F
MACEDONIA	BRIMA	1 212	22.11-06.12.2018	F2F, TAPI



METHODOLOGY DETAILS (CONTD.)

Country	Supplier	Sample	Field period	Method
MEXICO	BRAIN	500	10-14.12.2018	Online
MOLDOVA	CBS - AXA S.R.L., I.M.	600	10-20.10.2018	CATI
NETHERLANDS	Motivaction International B.V.	503	15-19.01.2019	Online
NEW ZEALAND	Roy Morgan Research	1 011	13-14.12.2018	CAWI
NIGERIA	Market Trends International	800	28.11-05.12.2018	F2F, TAPI
PAKISTAN	Gallup Pakistan	1 000	13-20.10.2018	F2F
PARAGUAY	Instituto de Comunicacion y Arte -ICA	515	11/12.2018	Online
PERU	DATUM Internacional	1 009	09-14.11.2019	CAPI
PHILIPPINES	PSRC	1 000	06-20.11.2018	F2F, PAPI
POLAND	MARECO POLSKA	1 017	20-30.10.2018	F2F, PAPI
REPUBLIC OF KOREA	Gallup Korea	1 500	08-28.11.2018	F2F
ROMANIA	TNS CSOP	530	15-29.11.2018	CATI
RUSSIA	Romir	1 000	28.11-02.12.2018	F2F
SAUDI ARABIA	Mashora House for Public Opinion Polls	1 836	10-19.12.2018	CATI
SERBIA	TNS Medium Gallup	1 012	20.10-04.11.2018	F2F, TAPI
SOUTH AFRICA	Freshly Ground Insights (FGI)	1 515	23.10-29.11.2018	Online
SPAIN	SIGMA DOS	800	14-15.12.2018	CATI
SWITZERLAND	Opinion Plus	1 000	12-17.12.2018	Online panel
SYRIA	Syrian & Levant Market Compass	515	11-12.2018	F2F
THAILAND	Infosearch co. ltd	600	05-30.11.2018	F2F
TURKEY	Barem	1 001	01.11-07.12.2018	CATI
UK	ORB International	1 001	07-10.12.2018	Online
UKRAINE	Romir Ukraine	500	30.11-04.12.2018	Online
USA	Survey Monkey	1 045	06-07.12.2018	Online panel
VIETNAM	Indochina Research	600	05-23.11.2018	F2F, CAPI

