



VLADIMIR PUTIN VS. DONALD TRUMP AS COUNTRY LEADERS. GLOBAL LEADERSHIP MODELS

Gallup International's 41st Annual Global End of Year Survey

Opinion Poll in 55 Countries Across the Globe

October–December 2017

Disclaimer: Gallup International Association or its members are not related to Gallup Inc., headquartered in Washington D.C. which is no longer a member of Gallup International Association. Gallup International Association does not accept responsibility for opinion polling other than its own. We require that our surveys be credited fully as Gallup International (not Gallup or Gallup Poll).

Gallup International's 41 Annual Global End of Year Survey:

PUTIN LEADS GLOBALLY OVER TRUMP AS A CHOICE FOR COUNTRY LEADER, NEW CONSTELLATIONS OF NATIONS ARE EMERGING

The World's first (launched in 1977) and leading Global Public Opinion Barometer, covering this year in a representative way about 2/3 of the global population, shows:

- Choosing between Vladimir Putin and Donald Trump over one quarter (29%) of the respondents globally declare to prefer as head of state of their own country the Russian leader. Donald Trump is preferred as country leader by 17%.
- There are nine countries among the 55 surveyed that give preference to Donald Trump as possible leader, among them leading are Kosovo, Albania, Philippines and the United States itself. Vladimir Putin won approval as potential country leader in 25 countries, Germany, France and Ireland are in that list as well along with those traditionally loyal to him. 20 countries reject both potential candidates for the position of their country leaders, this opinion is expressed by 45% of all surveyed respondents globally.
- Vladimir Putin is generally preferred in most of the regions except the USA. Even overall critical Europeans choosing between him and the present American President give preference to the Russian leader. In Africa, India and East Asia the two opponents score almost equal support. The survey results disclose that the American President is no longer perceived as absolute world leader.
- Thinking of global political leadership, should USA keep the leading role as arguably the most powerful state in the world? Or USA and Russia should exercise global leadership together? Every fourth in the world (25%) votes for parity joint leadership, while USA supreme and sole leadership is preferred by 19%.
- Majorities in almost all of world macro-regions declare to prefer a joint leadership of USA and Russia, except USA itself where 40% of respondents believe their country should continue as global leader alone.
- The two options of global leadership split the public opinion in almost equal proportions in West Asia - in Republic of Korea, in Japan, in Hong Kong, in Philippines, in Thailand and in Vietnam.
- Generally, the dominant position of USA as world global leader no longer seems to look unquestionable.

Note: Considering some socio-political or cultural factors several countries skipped some EoY Survey questions/options.

Disclaimer: Gallup International Association or its members are not related to Gallup Inc., headquartered in Washington D.C which is no longer a member of Gallup International Association. Gallup International Association does not accept responsibility for opinion polling other than its own. We require that our surveys be credited fully as Gallup International (not Gallup or Gallup Poll).



PUTIN LEADS GLOBALLY OVER TRUMP AS A CHOICE FOR COUNTRY LEADER, NEW CONSTELLATIONS OF NATIONS ARE EMERGING

Kancho Stoychev, President Gallup International Association (GIA):

«Just one year after Donald Trump entered the White House the world of international relations is no longer the same. While increasing the US economic and military strength President Trump is failing to attract sympathy around the world and the US global political leadership is no longer accepted among a predominant part of the world's inhabitants.

From bi-polar world during the Cold War through US dominated world after 1989 now the World seems to be transforming to a more colorful place. Different constellations of nations (or "constenations") are emerging in front of our eyes as an expression of new regionalization of the World – not on geographical principles but on a shared view for the future.»

Andrey Milekhin, Vice President Gallup International Association (GIA):

«The choice between these two Presidents is not an easy one and at the end the candidate "against both" won. The complexity of the choice was defined by the fact that behind Trump stands the USA economic and military power, Putin on the other hand has 25 years of political experience being one of the most long-lived and sustainable among the world political leaders.

The respondents also made a choice between the values represented by the two: stability and patriarchal spirit represented by Putin on the one side and Trump's modern business-approach and supremacy of national interests in defining the world politics, on the other side.

To the majority of world's population, the conservatism and reliability of Putin seems to be more appealing. No doubts that these attitudes are also affected by spread by mass-media vendetta against Trump's total personality and actions.

We could say that 25 years of USA dominance didn't result in global peace and harmony, on the contrary, gave rise to some new problems and conflicts.

Multipolarity of the World is already quite clear and obvious. In several regions there are strong leaders that distinctly claim to form the world's overall agenda. And this is not only Russia, but China, India, Brazil and Turkey as well. With new leaders, new political ideas and coalitions we see attempts of restauration of France's and Germany's world influence.

It is interesting to see that in Russia a potential joint global leadership exercised along with USA is supported by less than half of the population (40%).»

For more information:

Kancho Stoychev (in Sofia), +359 88 8611025

Andrei Milekhin (in Moscow), +7 495 9886081

Johnny Heald (in London), +44 7973 600308

Disclaimer: Gallup International Association or its members are not related to Gallup Inc., headquartered in Washington D.C which is no longer a member of Gallup International Association. Gallup International Association does not accept responsibility for opinion polling other than its own. We require that our surveys be credited fully as Gallup International (not Gallup or Gallup Poll).



METHODOLOGY:

The Gallup International End of Year Survey (EoY) is an annual tradition initiated by and designed under the chairmanship of Dr. George Gallup in 1977. It is conducted every year since then. This year it was carried out by the Gallup International Association in partnership with WIN in 56 countries around the world.

Sample Size and Mode of Field Work:

A total of 54569 persons were interviewed globally. In each country a representative sample of around 1000 men and women was interviewed either face to face (23 countries; n=24235), via telephone (13 countries; n=12456) or online (19 countries; n=17878). The field work was conducted during October 2017 - December 2017. The margin of error for the survey is between +3-5% at 95% confidence level.

Regions Coverage:

- EU Total - combines EU West and EU East
- EU West – Austria, France, Germany, Greece, Ireland, Italy, Netherland, Spain, Sweden, UK
- EU East – Bulgaria, Czech Republic, Latvia, Poland, Romania, Slovenia, Croatia
- Non-EU Europe – Albania, Armenia, Bosnia & Herzegovina, Kosovo, Macedonia, Moldova, Serbia, Ukraine
- Latin America – Argentina, Brazil, Columbia, Ecuador, Mexico, Peru
- East Asia – Bangladesh, Fiji, Hong Kong, Indonesia, Japan, Papua New Guinea, Philippines, Republic of Korea, Thailand, Vietnam
- West Asia – Afghanistan, Azerbaijan, Iran, Kazakhstan, Pakistan, Turkey
- Middle East - Iraq
- Africa – Ethiopia, Ghana, Nigeria, South Africa
- USA, India and Russia are not included in any other regional category

ABOUT GALLUP INTERNATIONAL

Gallup International Association (GIA) is the leading association in market research and polling and this year celebrates its 71st anniversary.

For 70 years Gallup International Members have demonstrated their expert ability to conduct multi-country surveys on a comparable basis and deliver the highest quality. Their Members are leading national institutes with a profound local knowledge of research methods and techniques, statistical sources, customs and culture differences of its own country and carefully selected by the Association Board. With only one Member agency per country, Members work together on a daily basis to share knowledge, new research techniques and tools, as well as to provide the most appropriate solutions to international research projects and service our clients to the best of our abilities.

For more information:

Kancho Stoychev (in Sofia), +359 88 8611025
Andrei Milekhin (in Moscow), +7 495 9886081
Johnny Heald (in London), +44 7973 600308

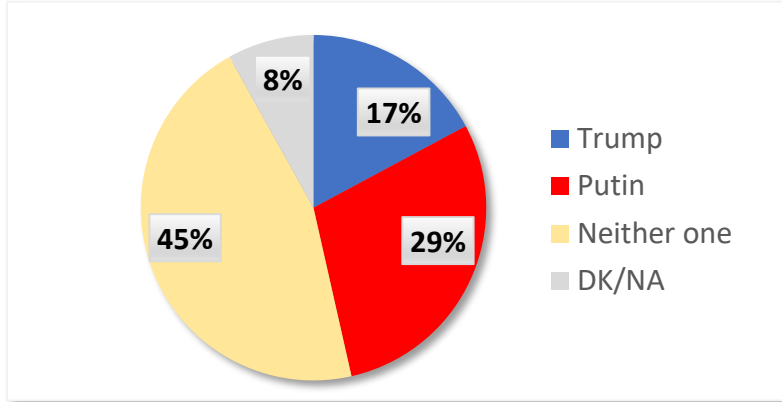
For further details see website: www.gallup-international.com

Disclaimer: Gallup International Association or its members are not related to Gallup Inc., headquartered in Washington D.C which is no longer a member of Gallup International Association. Gallup International Association does not accept responsibility for opinion polling other than its own. We require that our surveys be credited fully as Gallup International (not Gallup or Gallup Poll).



DONALD TRUMP VS. VLADIMIR PUTIN AS A COUNTRY LEADER

If you had to choose between President's Trump and Putin to govern your country, which one would you chose – Trump or Putin?

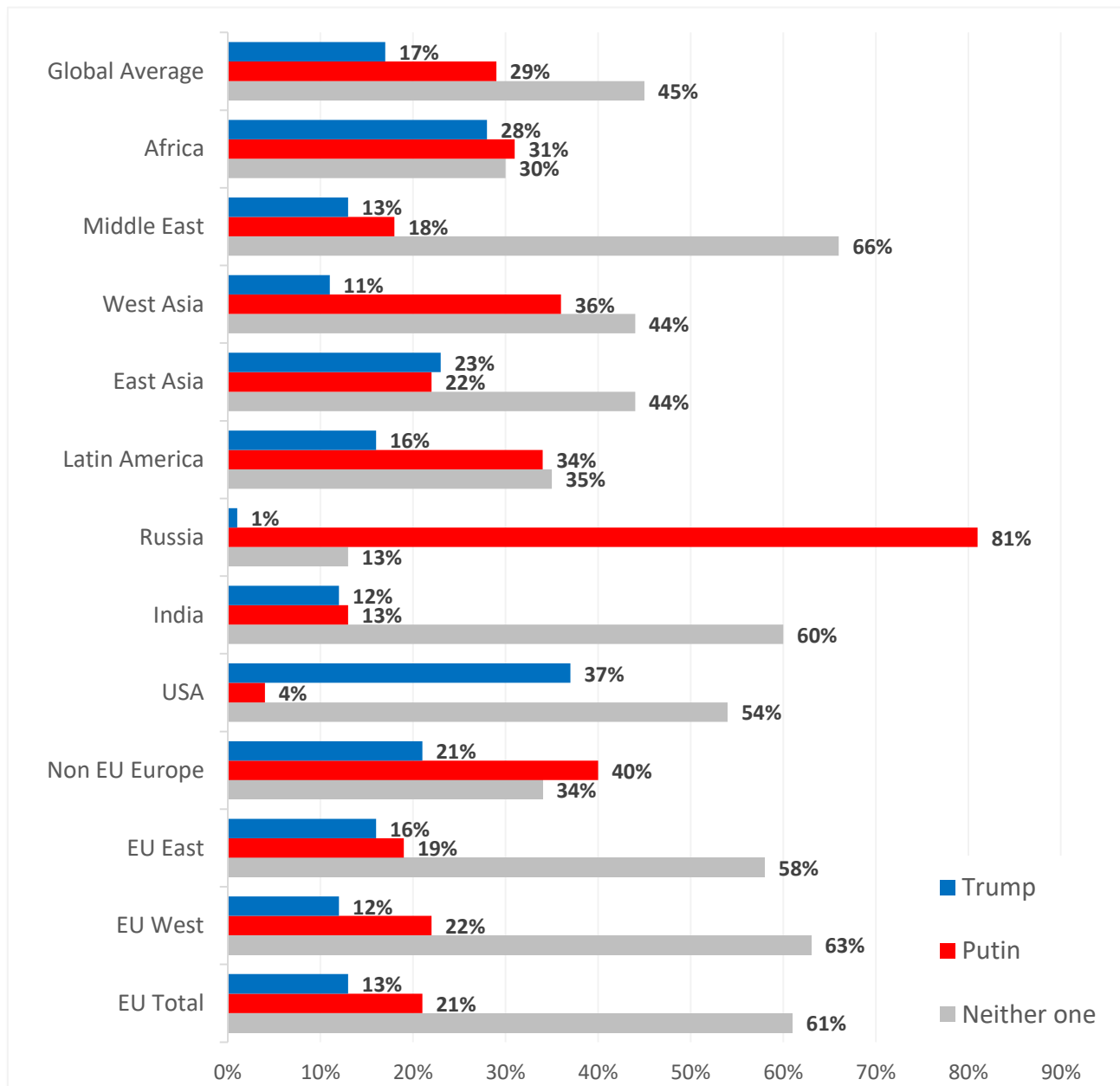


Majority Reject Both Trump & Putin		Putin Leading over Trump by more than 5%		Trump Leading over Putin by more than 5%	
Country	%	Country	%	Country	%
Netherlands	77	Russia	+80	Kosovo	+40
France	73	Kazakhstan, Armenia	+67	Albania	+37
Germany, Spain	71	Serbia	+50	Philippines	+35
Iraq	66	Greece	+47	USA	+33
Czech Republic	65	Mexico	+46	Ghana	+19
Italy, Latvia, Sweden	64	Moldova	+45	Nigeria	+16
Ireland, Japan, Poland	61	Ethiopia	+44	Republic of Korea	+13
India, Slovenia	60	Iran	+41	Czech Republic	+13
Pakistan	59	Turkey, B&H	+38	UK	+6
Republic of Korea	58	Croatia	+29		
UK	57	Indonesia	+28		
Bangladesh	56	Peru, Slovenia, Columbia	+21		
Romania	55	Bulgaria	+20		
USA, Hong Kong	54	Austria	+19		
Croatia, Ukraine	53	Argentina	+17		
Ecuador	52	Germany, Latvia	+15		
Afghanistan	51	Hong Kong	+14		
South Africa	50	Italy	+12		
		Macedonia	+11		
		Romania	+10		
		Afghanistan	+9		
		Brazil, France	+9		
		Vietnam	+7		
		Ireland	+5		



DONALD TRUMP VS. VLADIMIR PUTIN AS A COUNTRY LEADER – BY REGION

If you had to choose between President's Trump and Putin to govern your country, which one would you chose – Trump or Putin?



Regions coverage:

- **EU Total** - combines EU West and EU East
- **EU West** – Austria, France, Germany, Greece, Ireland, Italy, Netherland, Spain, Sweden, UK
- **EU East** – Bulgaria, Czech Republic, Latvia, Poland, Romania, Slovenia, Croatia
- **Non-EU Europe** – Albania, Armenia, Bosnia & Herzegovina, Kosovo, Macedonia, Moldova, Serbia, Ukraine
- **Latin America** – Argentina, Brazil, Columbia, Ecuador, Mexico, Peru
- **East Asia** – Bangladesh, Fiji, Hong Kong, Indonesia, Japan, Papua New Guinea, Philippines, Republic of Korea, Thailand, Vietnam
- **West Asia** – Afghanistan, Azerbaijan, Iran, Kazakhstan, Pakistan, Turkey
- **Middle East** - Iraq
- **Africa** – Ethiopia, Ghana, Nigeria, South Africa
- **USA, India and Russia** are not included in any other regional category



DONALD TRUMP VS. VLADIMIR PUTIN AS A COUNTRY LEADER

(Countries are presented in alphabetical order)

Country	Trump	Putin	Neither one
AFGHANISTAN	18%	27%	51%
ALBANIA	58%	21%	20%
ARGENTINA	13%	30%	43%
ARMENIA	4%	71%	23%
AUSTRIA	7%	26%	63%
AZERBAIJAN	6%	5%	46%
BANGLADESH	16%	19%	56%
BOSNIA&HERZEGOVINA	12%	50%	36%
BRAZIL	25%	34%	31%
BULGARIA	6%	26%	42%
COLOMBIA	14%	35%	49%
CROATIA	7%	36%	54%
CZECH REPUBLIC	22%	9%	65%
ECUADOR	14%	18%	52%
ETHIOPIA	11%	55%	19%
FRANCE	6%	15%	73%
GERMANY	7%	22%	71%
GHANA	41%	22%	25%
GREECE	12%	59%	27%
HONG KONG	13%	27%	54%
INDIA	12%	13%	60%
INDONESIA	10%	38%	44%
IRAN	6%	47%	43%
IRAQ	13%	18%	66%
IRELAND	16%	21%	61%
ITALY	9%	21%	64%
IVORY COAST	29%	34%	25%

Country	Trump	Putin	Neither one
JAPAN	10%	7%	61%
KAZAKHSTAN	2%	69%	25%
KOSOVO	41%	1%	45%
LATVIA	8%	23%	64%
MACEDONIA	18%	29%	46%
MEXICO	7%	53%	0
MOLDOVA	14%	59%	25%
NETHERLANDS	10%	8%	77%
NIGERIA	39%	23%	29%
PAKISTAN	13%	16%	59%
PERU	11%	32%	38%
PHILIPPINES	50%	15%	27%
POLAND	32%	2%	61%
REPUBLIC OF KOREA	26%	13%	58%
ROMANIA	17%	27%	55%
RUSSIA	1%	81%	13%
SERBIA	6%	56%	33%
SLOVENIA	9%	30%	60%
SOUTH AFRICA	22%	22%	50%
SPAIN	12%	14%	71%
SWEDEN	15%	16%	64%
THAILAND	21%	22%	35%
TURKEY	12%	50%	35%
UK	23%	17%	57%
UKRAINE	22%	23%	53%
USA	37%	4%	54%
VIETNAM	37%	44%	12%

Rounding of Decimals: There may be a slight difference of 1 in some instances. Exact figures are available elsewhere. There is also a slight possibility that the figures vary up to maximum of 1 in different versions of press releases.

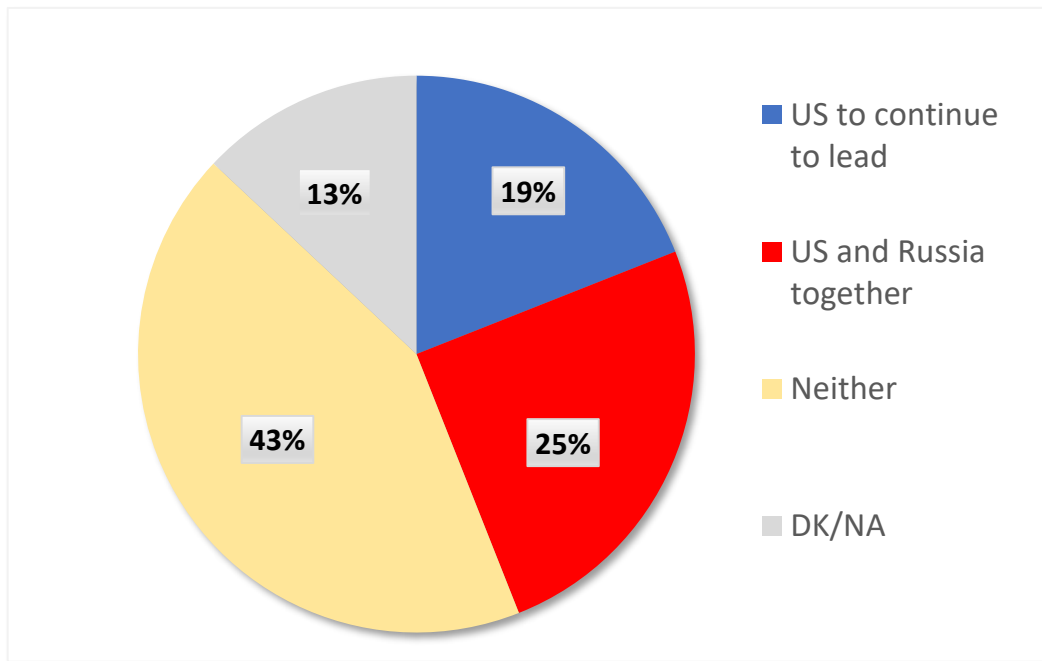
Row%, "DK" Answer is not presented in the table.



GLOBAL LEADERSHIP PERSPECTIVE

There is a discussion about which form of world order is a better one. Below are two options – which one do you prefer:

- ✓ *As arguably the most powerful state in the world, the US to continue to lead globally*
- or*
- ✓ *The US and Russia should exercise global leadership together*



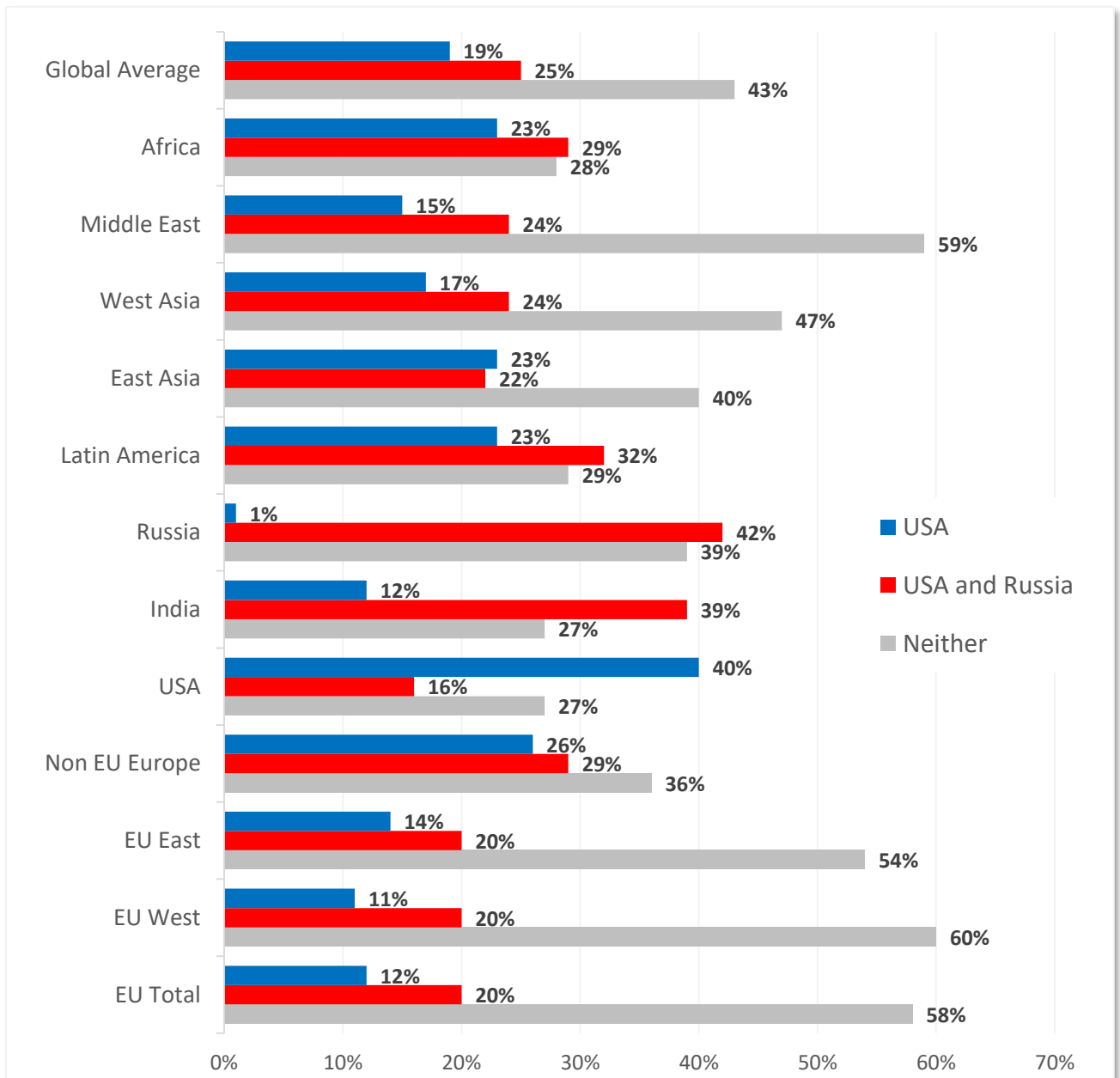
TOP 10 "USA TO LEAD GLOBALLY"		TOP 10 "USA&RUSSIA TOGETHER"	
Country	% "USA"	Country	% "Together"
KOSOVO	57%	GREECE	59%
ALBANIA	56%	MOLDOVA	48%
USA	40%	ETHIOPIA	47%
MEXICO	38%	KAZAKHSTAN, VIETNAM	46%
NIGERIA	35%	BRAZIL, RUSSIA	42%
PHILIPPINES	33%	ARMENIA, INDIA	39%
GHANA, HONG KONG, REP. KOREA	30%	B&H, MEXICO	37%
COLOMBIA, PAKISTAN	28%	BULGARIA	35%
VIETNAM	27%	PERU	33%
AFGHANISTAN	26%	ALBANIA	32%

Rounding of Decimals: There may be a slight difference of 1 in some instances. Exact figures are available elsewhere. There is also a slight possibility that the figures vary up to maximum of 1 in different versions of press releases.



GLOBAL LEADERSHIP PERSPECTIVE – BY REGION

Which one do you prefer: As arguably the most powerful state in the world, the US to continue to lead globally or US and Russia should exercise global leadership together



Regions coverage:

- **EU Total** - combines EU West and EU East
- **EU West** – Austria, France, Germany, Greece, Ireland, Italy, Netherland, Spain, Sweden, UK
- **EU East** – Bulgaria, Czech Republic, Latvia, Poland, Romania, Slovenia, Croatia
- **Non-EU Europe** – Albania, Armenia, Bosnia & Herzegovina, Kosovo, Macedonia, Moldova, Serbia, Ukraine
- **Latin America** – Argentina, Brazil, Columbia, Ecuador, Mexico, Peru
- **East Asia** – Bangladesh, Fiji, Hong Kong, Indonesia, Japan, Papua New Guinea, Philippines, Republic of Korea, Thailand, Vietnam
- **West Asia** – Afghanistan, Azerbaijan, Iran, Kazakhstan, Pakistan, Turkey
- **Middle East** - Iraq
- **Africa** – Ethiopia, Ghana, Nigeria, South Africa
- **USA, India and Russia** are not included in any other regional category

GLOBAL LEADERSHIP PERSPECTIVE

(Countries are presented in alphabetical order)

Country	USA	USA & Russia	Neither
AFGHANISTAN	26%	30%	40%
ALBANIA	56%	32%	11%
ARGENTINA	8%	17%	54%
ARMENIA	4%	39%	44%
AUSTRIA	5%	18%	68%
AZERBAIJAN	7%	6%	44%
BANGLADESH	12%	24%	52%
BOSNIA&HERZEGOVINA	25%	37%	33%
BRAZIL	24%	42%	17%
BULGARIA	6%	35%	37%
CROATIA	6%	21%	65%
COLOMBIA	28%	31%	37%
CZECH REPUBLIC	16%	17%	57%
ECUADOR	24%	19%	42%
ETHIOPIA	20%	47%	14%
FRANCE	5%	6%	75%
GERMANY	8%	12%	76%
GHANA	30%	19%	23%
GREECE	10%	59%	28%
HONG KONG	30%	11%	49%
INDIA	12%	39%	27%
INDONESIA	14%	12%	61%
IRAN	7%	10%	78%
IRAQ	15%	24%	59%
IRELAND	13%	20%	56%
ITALY	10%	28%	56%
IVORY COAST	13%	30%	34%

Country	USA	USA & Russia	Neither
JAPAN	21%	10%	32%
KAZAKHSTAN	4%	46%	31%
KOSOVO	57%	4%	21%
LATVIA	11%	17%	62%
MACEDONIA	22%	26%	44%
MEXICO	38%	37%	6%
MOLDOVA	13%	48%	31%
NETHERLANDS	13%	13%	59%
NIGERIA	35%	22%	28%
PAKISTAN	28%	21%	42%
PERU	18%	33%	27%
PHILIPPINES	33%	25%	36%
POLAND	21%	12%	52%
REPUBLIC OF KOREA	30%	23%	41%
ROMANIA	25%	22%	48%
RUSSIA	1%	42%	39%
SERBIA	12%	23%	57%
SLOVENIA	7%	23%	62%
SOUTH AFRICA	19%	25%	42%
SPAIN	15%	12%	63%
SWEDEN	11%	13%	67%
THAILAND	16%	26%	27%
TURKEY	16%	19%	61%
UK	18%	21%	50%
UKRAINE	15%	20%	53%
USA	40%	16%	27%
VIETNAM	27%	46%	18%

Rounding of Decimals: There may be a slight difference of 1 in some instances. Exact figures are available elsewhere. There is also a slight possibility that the figures vary up to maximum of 1 in different versions of press releases.

Row%, "DK" Answer is not presented in the tables.



METHODOLOGY DETAILS

Country	Supplier	Sample	Method	Field period
Afghanistan	ACSOR-Surveys	1723	F2F	05-28 Nov
Albania	Be Research LLC	999	TAPI	02-12 Nov
Argentina *	Voices! Research & Consultancy	1004	F2F / CATI	2-16 Oct; 13-20 Nov
Armenia	MPG LLC	1108	CAPI	30 Oct-20 Nov
Austria	Österreichisches Gallup Institut	1010	CAWI	08-15 Nov
Azerbaijan	SIAR Research and Consulting Group	600	CAWI	12 Nov-04 Dec
Bangladesh	SRG Bangladesh Limited	1030	CATI	
Bosnia & Herzegovina	Mareco Index Bosnia	1000	CATI	13-26 Nov
Brazil	Ibope Inteligencia	2002	F2F / TAPI	20-24 Nov
Bulgaria	Gallup International	774	F2F	02-09 Nov
Colombia	Centro Nacional de Consultoría	1000	CATI	
Croatia	Mediana	503	Online	30 Nov-06 Dec
Czech Republic	MARECO Ltd. Praha	1000	F2F	13-29 Nov
Ecuador	Cetados	742	F2F	
Ethiopia	WAAS International P.L.C	1000	CATI	12-30 Nov
Fiji	Tebbutt Research	515	CATI	08-19 Dec
France	BVA	1066	Online	11-27 Nov
Germany	Produkt + Markt	1000	Online	04-15 Dec
Ghana	Positive Insights	1000	F2F	03 Nov-06 Dec
Greece	Public Issue Research Institute	1002	CATI	16-27 Nov
Hong Kong	Consumer Search Group	500	Online	13-24 Nov
India	Impetus Research	1006	CATI	08-25 Nov
Indonesia	Deka	1026	Online	08-15 Nov
Iran	EMRC	719	CATI	
Iraq	IACSS	900	F2F	11-30 Nov
Ireland	Red C Research and Marketing	1001	Online	03-11 Nov
Italy	DOXA	1186	CAPI	16-31 Oct
Ivory Coast	EMC (Etudes de Marche et Conseils)	800	CATI	15-21 Dec
Japan	Nippon Research Center	1166	F2F	14 Nov-01 Dec
Kazakhstan	BISAM - CENTRAL ASIA	1000	CAPI	02-30 Nov

*Argentina - two waves of fieldwork.

** Due to socio -political or cultural considerations several countries skipped some EoY Survey questions/options.



METHODOLOGY DETAILS (CONTD.)

Country	Supplier	Sample	Method	Field period
Kosovo	Be Research LLC	981	TAPI	01-11 Dec
Latvia	SKDS	1005	Online	22-26 Nov
Macedonia	BRIMA	1210	F2F	Week3/4 Nov
Mexico	BRAIN	802	F2F / TAPI	03 Nov-06 Dec
Moldova	CBS - AXA S.R.L., I.M.	1000	TAPI	23 Nov-02 Dec
Netherlands	Motivaction International	1027	Online	
Nigeria	Market Trends International	801	F2F	01-28 Nov
Pakistan	Gallup Pakistan	1000	F2F	30 Oct-17 Nov
Papua New Guinea	Tebbutt Research	1013	CATI	01-09 Nov
Peru	DATUM Internacional	1203	F2F	01-05 Dec
Philippines	PSRC	1000	PAPI	16-29 Nov
Poland	MARECO POLSKA	1003	F2F	23-31 Oct
Republic of Korea	Gallup Korea	1500	F2F	03-25 Nov
Romania	TNS CSOP	530	CATI	20 Nov-08 Dec
Russia	Romir	1502	F2F	16-21 Nov
Serbia	TNS Medium Gallup	1011	F2F	26 Oct-05 Nov
Slovenia	Mediana	501	Online	29 Nov-05 Dec
South Africa	Freshly Ground Insights	1082	Online	04-20 Nov
Spain	Instituto DYM	1016	Online	03-11 Nov
Sweden	CMA Research	1015	Online	10-22 Nov
Thailand	Infosearch co.ltd	600	F2F	23 Nov-04 Dec
Turkey	Barem	867	CATI	10 Nov-07 Dec
UK	ORB	1004	Online	04-11 Dec
Ukraine	Romir Ukraine	500	Online	16-21 Nov
USA	Survey Monkey	1014	Online	13-17 Nov
Vietnam	Indochina Research	1000	PAPI	

*Argentina - two waves of fieldwork.

** Due to socio -political or cultural considerations several countries skipped some EoY Survey questions/options.

