



GLOBAL VALUES: RELIGION, RACE, CULTURE

Gallup International Association
opinion poll in 66 countries across the globe

October-December 2016



Disclaimer: Gallup International Association or its members are not related to Gallup Inc., headquartered in Washington D.C which is no longer a member of Gallup International Association. Gallup International Association does not accept responsibility for opinion polling other than its own. We require that our surveys be credited fully as Gallup International (not Gallup or Gallup Poll).

Religious, Cultural and Racial Superiority

The majority of the people and the majority of 66 nations surveyed by Gallup International Association believe that there is no religious, cultural or racial superiority. Nevertheless, in significant number of countries the public opinion on that issue is divided. In 10 countries, there is a majority which believes that there is religious, cultural and racial superiority altogether.

The key purpose of the survey question is not measure racism on its own, neither the filings of cultural and religious superiority. The main interest is to reflect on the internal national balances. It is evident that all those countries which feel stable and not threatened show low levels of religious, cultural or racial superiority. And vice versa.

The main factors which stimulate massively spread feelings of superiority in those three fields most probably are:

- sharp internal conflicts and problems
- sharp external instability and expectation of outside intervention
- deep transformation of the society leading to mass feelings of insecurity

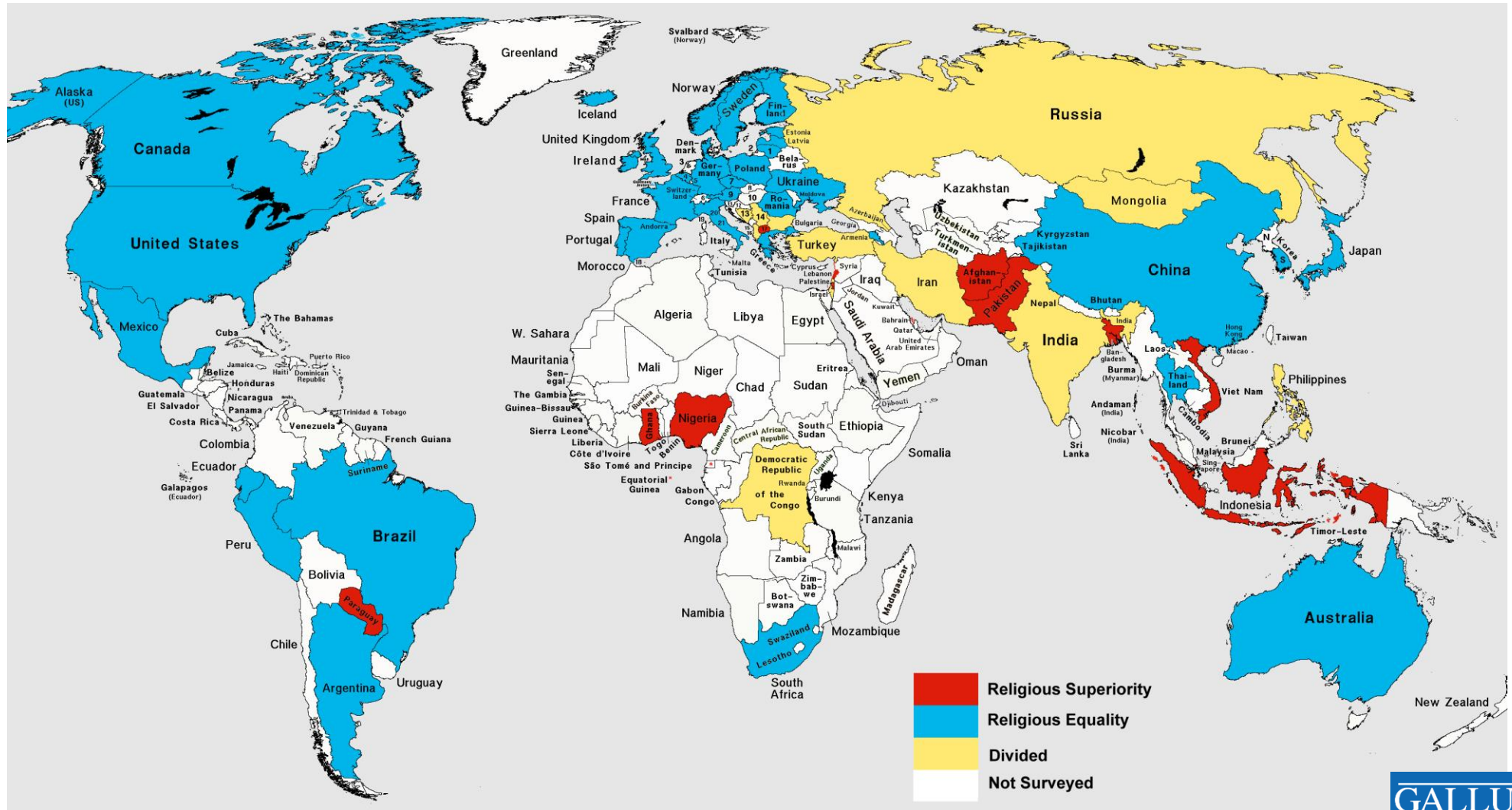
Kancho Stoychev, President of Gallup International Association:

“Overall the global tolerance towards racial, religious and cultural differences is a dominating norm. Exceptions from this norm are occurring in countries, nations or regions with serious internal or external conflicts. The countries in which we register a seriously split public opinion on the issues (divided countries), this is most probably an indicator of deep transformational processes in their societies going on.



General Values: Religion - Majority Choice

Do you agree or disagree with the statement that some religions are superior to others?



General Values: Religion - Majority Choice

Do you agree or disagree with the statement that some religions are superior to others?

Country (in alphabetical order):	Strongly agree	Agree	Disagree	Strongly disagree	DK/No answer
AFGHANISTAN	37.2	33.2	20.4	7.8	1.4
ALBANIA	15.9	28.1	18.3	25.4	12.2
ARGENTINA	2.3	12.8	31.3	50.4	3.3
ARMENIA	10.3	25.2	43.3	15.0	6.2
AUSTRALIA	6.7	14.6	26.6	43.0	9.2
AUSTRIA	12.6	20.2	28.2	31.2	7.9
BANGLADESH	47.4	34.4	14.2	2.2	1.8
BELGIUM	6.4	11.7	28.0	45.5	8.5
BOSNIA & HERZEGOVINA	11.5	30.8	40.8	9.3	7.6
BRAZIL	10.1	22.8	35.5	28.3	3.2
BULGARIA	16.6	21.7	20.5	25.7	15.5
CANADA	6.3	10.9	26.4	50.0	6.4
CHINA	8.4	16.1	46.6	27.0	1.8
CZECH REPUBLIC	7.1	25.7	34.9	27.0	5.3
DENMARK	6.7	16.1	22.7	45.4	9.1
DR CONGO	23.3	22.9	33.5	16.5	3.8
ECUADOR	2.1	13.8	60.1	22.2	1.8
ESTONIA	5.8	17.3	35.8	32.0	9.1
FINLAND	7.0	21.8	28.8	33.4	9.0
FRANCE	5.8	8.3	15.9	65.0	4.9
GERMANY	10.1	20.5	23.8	38.6	7.0
GHANA	36.0	37.9	18.4	5.6	2.1
GREECE	5.8	13.9	37.1	37.5	5.7
HONG KONG	8.6	26.6	42.8	11.0	11.0
ICELAND	1.7	5.0	25.9	57.9	9.5
INDIA	38.6	5.5	11.6	42.9	1.4
INDONESIA	12.9	41.3	31.0	7.2	7.6
IRAN	16.3	29.4	29.1	15.3	9.9
IRELAND	6.3	14.6	33.0	41.3	4.9
ISRAEL	18.5	28.8	26.1	22.6	4.1
ITALY	5.4	20.4	26.7	42.1	5.3



General Values: Religion - Majority Choice

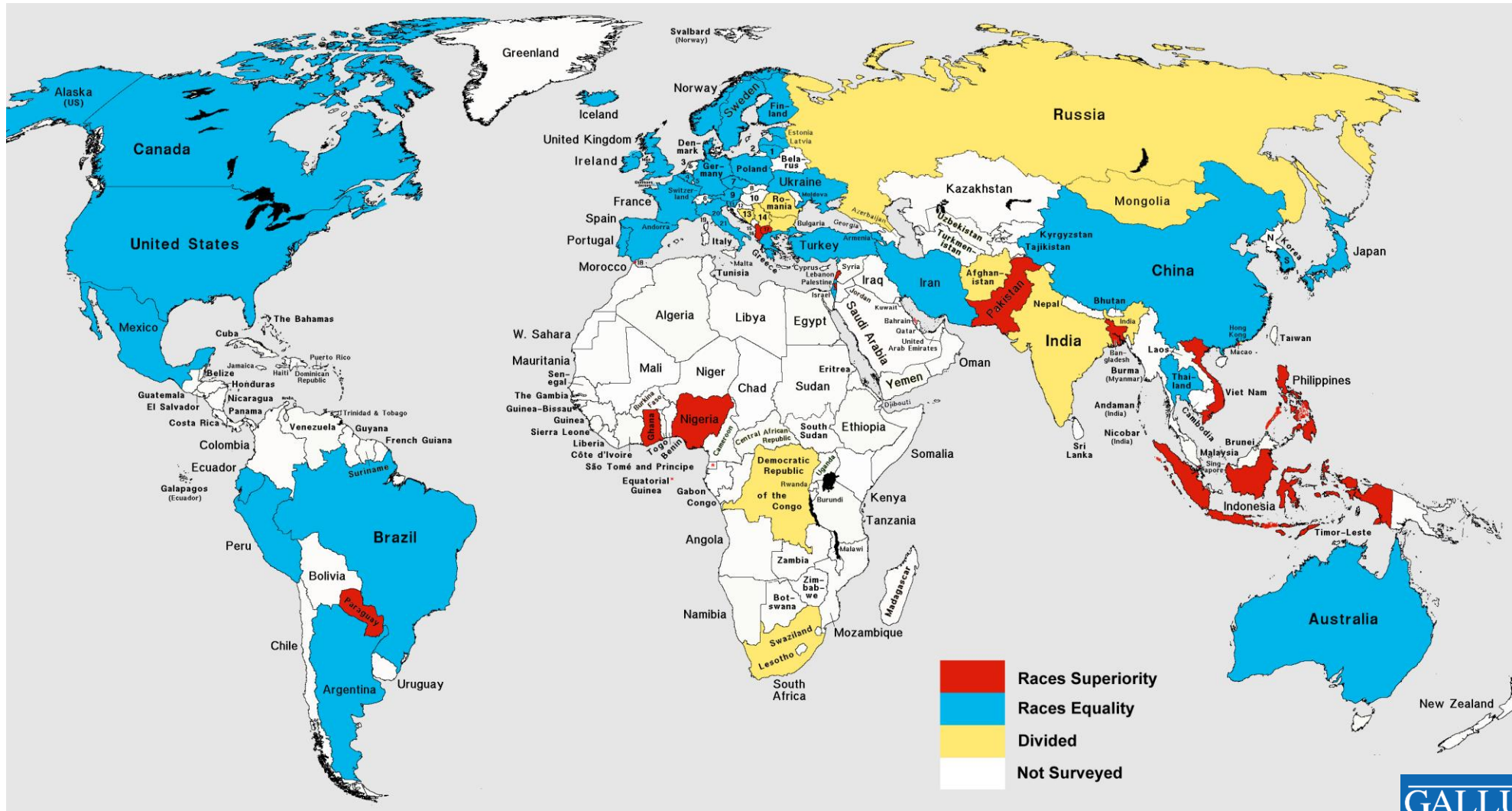
Do you agree or disagree with the statement that some religions are superior to others?

Country (in alphabetical order):	Strongly agree	Agree	Disagree	Strongly disagree	DK/No answer
JAPAN	2.4	6.8	37.2	26.1	27.5
KOSOVO	17.6	20.6	13.7	28.0	20.0
LATVIA	6.6	16.0	17.9	51.8	7.7
LEBANON	33.9	22.7	18.3	21.3	3.8
LITHUANIA	5.1	10.2	38.4	39.1	7.2
MACEDONIA	19.1	34.6	23.4	9.3	13.6
MEXICO	5.5	18.3	56.1	19.6	0.6
MONGOLIA	3.4	44.0	40.2	5.2	7.2
NIGERIA	30.4	27.8	17.1	21.8	3.0
NORWAY	8.1	17.0	27.1	40.3	7.4
PAKISTAN	34.6	21.5	26.5	14.4	3.1
PALESTINIAN TERRITORIES	30.6	44.1	13.5	3.1	8.7
PARAGUAY	0.9	10.6	50.8	33.4	4.2
PERU	4.7	11.5	42.7	37.6	3.5
PHILIPPINES	15.8	37.0	36.6	7.0	3.7
POLAND	7.8	28.7	34.7	21.5	7.3
PORTUGAL	5.3	13.7	30.1	46.4	4.6
ROMANIA	18.7	13.2	11.5	50.0	6.6
RUSSIA	13.9	24.2	26.1	26.3	9.5
SERBIA	17.0	30.7	34.1	13.3	4.9
SLOVENIA	10.5	23.5	27.7	33.4	4.9
SOUTH AFRICA	12.9	22.1	30.6	23.7	10.6
SOUTH KOREA	7.9	22.1	40.8	24.3	5.0
SPAIN	6.8	12.6	24.8	51.0	4.7
SWEDEN	6.6	10.6	8.2	68.3	6.3
THAILAND	2.2	7.5	50.7	38.7	1.0
TURKEY	14.2	36.7	33.2	12.4	3.5
UK	5.5	10.4	33.6	43.2	7.3
UKRAINE	10.2	17.0	22.5	47.8	2.5
USA	15.0	17.9	21.3	39.8	5.9
VIETNAM	35.4	42.4	14.6	3.2	4.4



General Values: Race - Majority Choice

Do you agree or disagree with the statement that some races are superior to others?



General Values: Race - Majority Choice

Do you agree or disagree with the statement that some races are superior to others?

Country (in alphabetical order):	Strongly agree	Agree	Disagree	Strongly disagree	DK/No answer
AFGHANISTAN	19.1	34.9	28.4	16.3	1.2
ALBANIA	23.9	32.9	12.2	20.6	10.5
ARGENTINA	2.4	12.6	32.3	50.1	2.6
ARMENIA	9.2	20.8	48.3	16.1	5.5
AUSTRALIA	4.8	17.1	28.6	42.1	7.3
AUSTRIA	12.2	24.6	25.9	26.1	11.2
BANGLADESH	38.8	36.0	15.6	7.9	1.7
BELGIUM	6.3	11.0	30.0	45.3	7.4
BOSNIA & HERZEGOVINA	11.4	30.8	40.4	9.8	7.6
BRAZIL	12.5	21.6	33.0	29.3	3.6
BULGARIA	16.8	27.6	20.2	24.3	11.0
CANADA	7.0	10.8	25.2	52.1	5.0
CHINA	9.4	20.7	51.2	17.8	0.9
CZECH REPUBLIC	7.4	24.2	37.0	26.0	5.3
DENMARK	4.3	12.1	23.6	50.9	9.0
DR CONGO	19.6	21.9	36.3	19.5	2.7
ECUADOR	2.6	14.4	57.5	24.2	1.3
ESTONIA	3.6	13.4	40.6	33.6	8.9
FINLAND	7.4	19.9	29.5	34.0	9.2
FRANCE	3.7	11.2	15.7	64.1	5.3
GERMANY	8.6	28.2	25.0	27.6	10.7
GHANA	37.9	29.5	22.5	6.8	3.3
GREECE	4.9	11.0	40.3	40.9	2.9
HONG KONG	9.6	43.8	34.0	8.0	4.6
ICELAND	1.8	2.7	26.1	61.7	7.7
INDIA	44.5	9.7	12.0	30.9	2.9
INDONESIA	8.8	46.8	28.7	6.4	9.3
IRAN	5.7	18.3	42.3	26.4	7.3
IRELAND	5.4	18.7	34.8	36.5	4.6
ISRAEL	13.0	25.8	29.9	27.2	4.1
ITALY	4.7	22.2	24.6	43.8	4.7



General Values: Race - Majority Choice

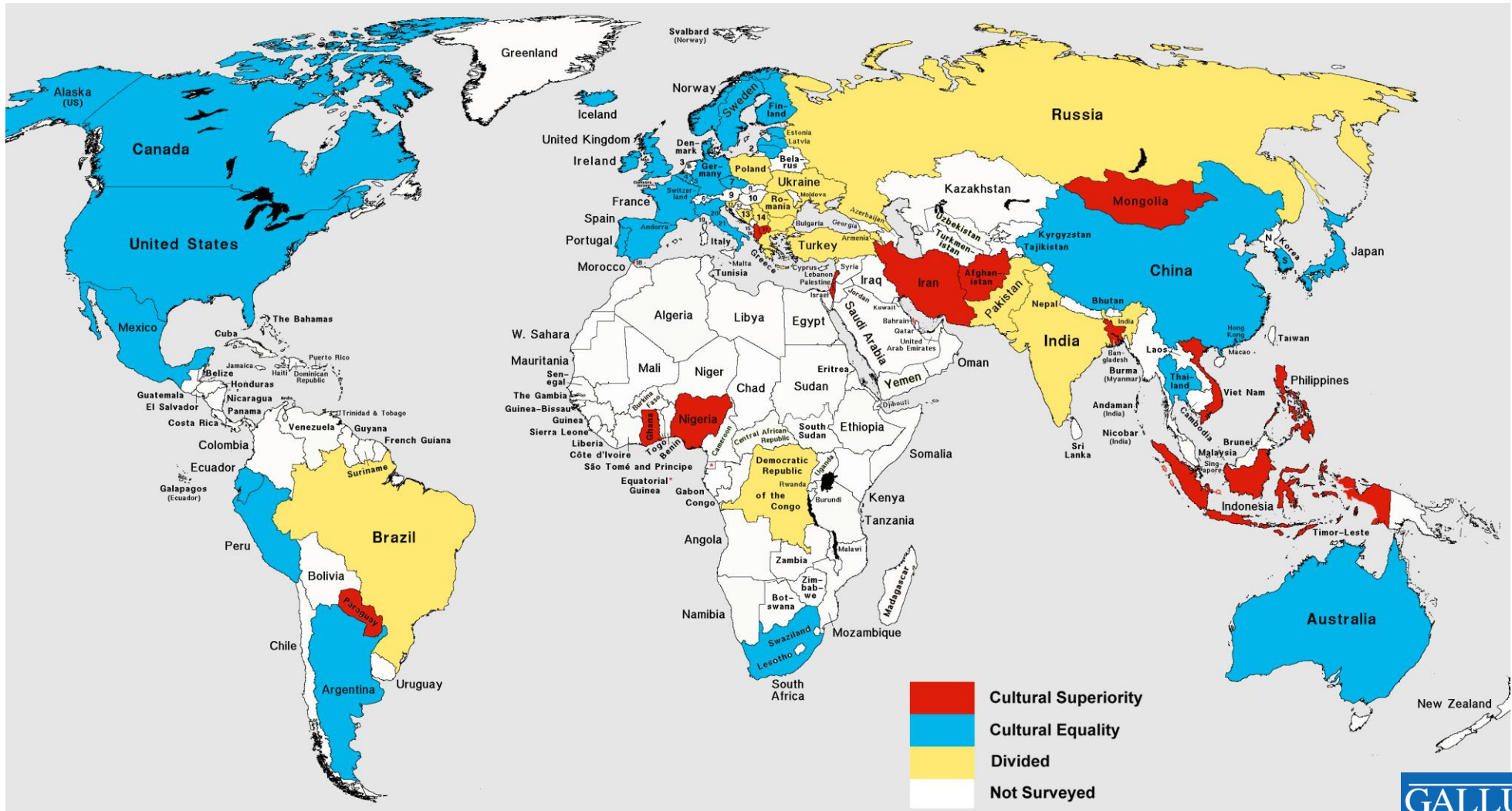
Do you agree or disagree with the statement that some races are superior to others?

Country (in alphabetical order):	Strongly agree	Agree	Disagree	Strongly disagree	DK/No answer
JAPAN	3.2	18.6	36.2	18.0	24.1
KOSOVO	16.7	22.9	12.2	25.6	22.6
LATVIA	8.9	20.2	18.6	47.2	5.1
LEBANON	42.0	25.6	13.0	15.6	3.8
LITHUANIA	7.6	13.3	38.7	34.3	6.1
MACEDONIA	15.7	36.5	25.4	9.5	12.9
MEXICO	6.8	19.2	53.4	20.5	0.1
MONGOLIA	4.4	48.0	36.9	6.1	4.6
NIGERIA	34.7	33.1	11.7	15.9	4.4
NORWAY	6.4	12.3	29.8	45.2	6.4
PAKISTAN	28.6	30.6	18.4	18.4	4.2
PALESTINIAN TERRITORIES	43.7	34.4	10.4	2.8	8.7
PARAGUAY	0.2	8.9	50.5	36.3	4.0
PERU	5.3	12.0	42.0	37.5	3.2
PHILIPPINES	21.1	41.5	28.9	5.1	3.4
POLAND	4.9	23.1	37.0	29.2	5.9
PORTUGAL	3.3	9.9	30.4	54.2	2.2
ROMANIA	26.0	16.4	10.8	42.7	4.1
RUSSIA	19.2	25.0	23.4	24.5	7.9
SERBIA	16.4	31.9	34.0	13.8	4.0
SLOVENIA	6.2	14.5	34.1	41.8	3.3
SOUTH AFRICA	16.4	24.4	25.5	26.7	7.1
SOUTH KOREA	4.8	23.9	42.1	24.0	5.3
SPAIN	7.7	10.9	26.3	51.9	3.3
SWEDEN	5.2	9.5	11.5	68.7	5.1
THAILAND	7.5	33.0	40.2	19.0	0.3
TURKEY	5.9	16.4	41.5	33.3	3.0
UK	4.5	17.3	35.7	36.5	6.0
UKRAINE	16.0	21.7	21.5	39.4	1.4
USA	10.7	12.0	23.7	49.3	4.3
VIETNAM	41.8	41.8	8.9	3.1	4.5



General Values: Culture - Majority Choice

Do you agree or disagree with the statement that some cultures are superior to others?



General Values: Culture - Majority Choice

Do you agree or disagree with the statement that some cultures are superior to others?

Country (in alphabetical order):	Strongly agree	Agree	Disagree	Strongly disagree	DK/No answer
AFGHANISTAN	32.3	47.1	14.8	4.6	1.2
ALBANIA	24.0	32.2	17.9	13.9	11.9
ARGENTINA	4.5	20.2	27.1	45.7	2.6
ARMENIA	11.6	28.1	40.0	13.0	7.3
AUSTRALIA	6.1	20.8	27.9	37.1	8.1
AUSTRIA	13.3	28.7	24.8	25.3	7.9
BANGLADESH	39.7	36.0	15.0	6.9	2.4
BELGIUM	9.4	20.3	26.9	35.2	8.1
BOSNIA & HERZEGOVINA	11.1	34.3	38.9	8.5	7.2
BRAZIL	14.3	32.3	29.7	20.0	3.7
BULGARIA	21.8	27.9	18.0	18.7	13.7
CANADA	7.1	18.1	25.5	43.4	5.9
CHINA	8.7	23.1	42.4	24.0	1.7
CZECH REPUBLIC	5.2	28.6	36.0	24.0	6.2
DENMARK	8.7	27.4	20.3	34.8	8.8
DR CONGO	19.3	26.4	34.3	16.5	3.5
ECUADOR	3.2	23.1	51.5	20.2	2.0
ESTONIA	6.9	18.8	36.9	29.3	8.1
FINLAND	6.8	30.7	27.9	26.6	8.0
FRANCE	5.6	18.3	17.8	53.4	5.0
GERMANY	11.2	25.3	25.4	31.9	6.3
GHANA	36.9	34.8	18.9	6.4	3.0
GREECE	6.4	36.8	27.7	26.8	2.3
HONG KONG	13.4	44.8	28.4	7.8	5.6
ICELAND	3.3	8.6	25.9	53.2	9.0
INDIA	46.7	8.0	12.4	30.9	2.0
INDONESIA	8.5	47.4	31.1	4.6	8.5
IRAN	18.3	42.0	21.3	10.4	8.0
IRELAND	6.5	22.5	30.7	36.1	4.1
ISRAEL	19.6	36.1	20.9	19.0	4.3
ITALY	8.1	31.3	21.9	34.6	4.1



General Values: Culture - Majority Choice

Do you agree or disagree with the statement that some cultures are superior to others?

Country (in alphabetical order):	Strongly agree	Agree	Disagree	Strongly disagree	DK/No answer
JAPAN	2.4	22.6	32.6	16.8	25.6
KOSOVO	26.7	23.9	13.0	14.6	21.9
LATVIA	10.4	23.8	18.3	40.0	7.5
LEBANON	50.5	30.4	9.6	8.0	1.5
LITHUANIA	8.2	22.9	33.0	29.9	6.1
MACEDONIA	17.4	38.7	20.8	9.6	13.5
MEXICO	6.8	30.2	46.1	16.1	0.8
MONGOLIA	5.6	71.7	18.3	2.2	2.3
NIGERIA	42.3	31.8	12.5	10.9	2.6
NORWAY	10.6	25.7	29.0	28.7	6.1
PAKISTAN	19.5	34.3	24.4	16.1	5.8
PALESTINIAN TERRITORIES	35.4	40.7	12.6	1.3	10.0
PARAGUAY	2.5	29.2	38.9	24.5	4.9
PERU	9.2	29.9	30.2	25.6	5.1
PHILIPPINES	18.9	37.0	34.0	6.5	3.6
POLAND	7.4	32.2	32.5	20.2	7.8
PORTUGAL	8.9	29.3	24.3	35.9	1.5
ROMANIA	23.8	19.0	8.9	43.6	4.7
RUSSIA	19.8	29.5	22.7	18.5	9.5
SERBIA	17.4	34.0	33.1	11.6	3.9
SLOVENIA	13.3	29.9	27.7	26.1	2.9
SOUTH AFRICA	10.4	25.3	31.0	24.7	8.6
SOUTH KOREA	7.3	30.2	39.4	19.6	3.5
SPAIN	10.2	24.8	23.2	38.1	3.8
SWEDEN	9.0	16.4	12.7	56.3	5.6
THAILAND	2.3	13.7	46.3	37.2	0.5
TURKEY	7.1	46.0	33.6	10.7	2.7
UK	4.9	19.8	32.7	36.8	5.8
UKRAINE	19.3	31.8	16.8	30.9	1.2
USA	14.3	22.2	21.0	37.3	5.1
VIETNAM	48.1	42.4	5.9	1.2	2.4



General Values: Religion, Race, Culture

Agreement or disagreement with the statements:

Some religions are superior to others // Some races are superior to others // Some cultures are superior to others

TOP 10 Countries Ranked by Two Polar Answers

<u>RELIGION</u>	Strongly agree		Strongly disagree
BANGLADESH	47.4	SWEDEN	68.3
INDIA	38.6	FRANCE	65.0
AFGHANISTAN	37.2	ICELAND	57.9
GHANA	36.0	LATVIA	51.8
VIETNAM	35.4	SPAIN	51.0
PAKISTAN	34.6	ARGENTINA	50.4
LEBANON	33.9	CANADA	50.0
PALESTINIAN TERR.	30.6	ROMANIA	50.0
NIGERIA	30.4	UKRAINE	47.8
DR CONGO	23.3	PORTUGAL	46.4

<u>RACE</u>	Strongly agree		Strongly disagree
INDIA	44.5	SWEDEN	68.7
PALESTINIAN TERR.	43.7	FRANCE	64.1
LEBANON	42.0	ICELAND	61.7
VIETNAM	41.8	PORTUGAL	54.2
BANGLADESH	38.8	CANADA	52.1
GHANA	37.9	SPAIN	51.9
NIGERIA	34.7	DENMARK	50.9
PAKISTAN	28.6	ARGENTINA	50.1
ROMANIA	26.0	USA	49.3
ALBANIA	23.9	LATVIA	47.2

<u>CULTURE</u>	Strongly agree		Strongly disagree
LEBANON	50.5	SWEDEN	56.3
VIETNAM	48.1	FRANCE	53.4
INDIA	46.7	ICELAND	53.2
NIGERIA	42.3	ARGENTINA	45.7
BANGLADESH	39.7	ROMANIA	43.6
GHANA	36.9	CANADA	43.4
PALESTINIAN TERR.	35.4	LATVIA	40.0
AFGHANISTAN	32.3	SPAIN	38.1
KOSOVO	26.7	USA	37.3
ALBANIA	24.0	THAILAND	37.2



General Values: Religion, Race, Culture

Agreement with all three statements below:

Some religions are superior to others // Some races are superior to others // Some cultures are superior to others

	There are superior RELIGIONS	There are superior RACES	There are superior CULTURES
BANGLADESH	81.8	74.8	75.7
PALESTINIAN TERRITORIES	74.7	78.1	76.1
GHANA	73.9	67.4	71.7
LEBANON	56.6	67.6	80.9
NIGERIA	58.2	67.8	74.1
INDONESIA	54.2	55.6	55.9
MACEDONIA	53.7	52.2	56.1



METHODOLOGY

The End of Year Survey is an annual tradition initiated by and designed under the chairmanship of Dr. George Gallup in 1977. It is conducted every year since then. This year it was carried out by the Gallup International Association in 69 countries around the world.

A total of 66541 people were interviewed globally. In each country a representative sample of around 1000 men and women was interviewed either face to face (25 countries; n=29211), via telephone (13 countries; n=10754), online (25 countries; n=23947) or through mixed methods (3 countries; n=2629). The field work was conducted during October-December 2016. The margin of error for the survey is between +/-3-5% at 95% confidence level.

ABOUT GALLUP INTERNATIONAL ASSOCIATION

Gallup International was founded in May 1947 (Loxwood Hall, Sussex, England) by Dr. George Gallup together with 11 opinion research institutes from all over the world. It is the oldest and most known global polling organization, which fathers and mothers are among the people who established the key professional bodies of the market and opinion research industry: APOR, WAPOR and ESOMAR.

Gallup International Association (GIA) is registered in Zurich, Switzerland and is a nonprofit entity (verein). Currently the Association through its members, associates and partners covers more than 60 countries on all continents and about 80% of the global population. Our members/associates/partners are leading national institutes (only one per country) with profound local knowledge of research methods and techniques, statistical data, custom and culture differences of its our country. GIA works on a daily basis to share knowledge, new research tools and to provide the most appropriate solutions to international research projects and service the client to the best of our abilities. The Association has an unique and recognized experience and capacity to work all over the globe.

Gallup International Association is managed by five elected Board of Directors: Johnny Heald, Michael Nitsche, Andrei Milekhin, Steven Kang and Kancho Stoychev. At the 70 Annual Conference (May 2017) Kancho Stoychev was elected President and Michael Nitsche Executive Vice President.

Disclaimer: Gallup International Association or its members are not related to Gallup Inc., headquartered in Washington D.C which is no longer a member of Gallup International Association. Gallup International Association does not accept responsibility for opinion polling other than its own. We require that our surveys be credited fully as Gallup International (not Gallup or Gallup Poll).