



END OF YEAR SURVEY 2016

Gallup International Association opinion poll in 66 countries across the globe

- Country overall direction
- EU membership
- Attitudes towards migrants and refugees

COUNTRY REPORT: ICELAND

November-December 2016



Disclaimer: Gallup International Association or its members are not related to Gallup Inc., headquartered in Washington D.C. which is no longer a member of Gallup International Association. Gallup International Association does not accept responsibility for opinion polling other than its own. We require that our surveys be credited fully as Gallup International (not Gallup or Gallup Poll).



METHODOLOGY

The End of Year Survey is an annual tradition initiated by and designed under the chairmanship of Dr. George Gallup in 1977. It is conducted every year since then. This year it was carried out by the Gallup International Association in 69 countries around the world.

A total of 66541 people were interviewed globally. In each country a representative sample of around 1000 men and women was interviewed either face to face (25 countries; n=29211), via telephone (13 countries; n=10754), online (25 countries; n=23947) or through mixed methods (3 countries; n=2629). The field work was conducted during October-December 2016. The margin of error for the survey is between +/-3-5% at 95% confidence level.

In Iceland End of Year Survey 2016 was carried out by Gallup Iceland.

ABOUT GALLUP INTERNATIONAL ASSOCIATION

Gallup International was founded in May 1947 (Loxwood Hall, Sussex, England) by Dr. George Gallup together with 11 opinion research institutes from all over the world. It is the oldest and most known global polling organization, which fathers and mothers are among the people who established the key professional bodies of the market and opinion research industry: APOR, WAPOR and ESOMAR.

Gallup International Association (GIA) is registered in Zurich, Switzerland and is a nonprofit entity (verein). Currently the Association through its members, associates and partners covers more than 60 countries on all continents and about 80% of the global population. Our members/associates/partners are leading national institutes (only one per country) with profound local knowledge of research methods and techniques, statistical data, custom and culture differences of its our country. GIA works on a daily basis to share knowledge, new research tools and to provide the most appropriate solutions to international research projects and service the client to the best of our abilities. The Association has an unique and recognized experience and capacity to work all over the globe.

Gallup International Association is managed by five elected Board of Directors: Johnny Heald, Michael Nitsche, Andrei Milekhin, Steven Kang and Kancho Stoychev.

Disclaimer: Gallup International Association or its members are not related to Gallup Inc., headquartered in Washington D.C which is no longer a member of Gallup International Association. Gallup International Association does not accept responsibility for opinion polling other than its own. We require that our surveys be credited fully as Gallup International (not Gallup or Gallup Poll).



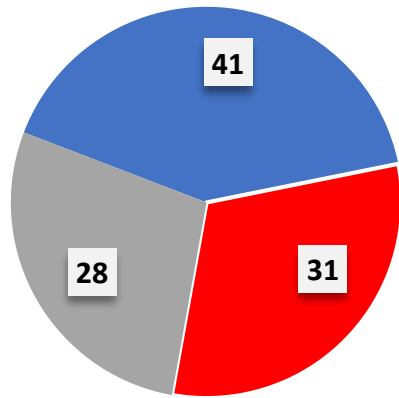
■ Country overall direction

■ EU membership

■ Attitudes towards migrants and refugees

In general, do you think that things in **Iceland** are heading in the right direction or the wrong direction?

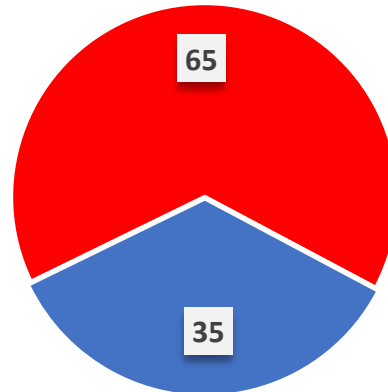
Country Overall Direction



■ Right ■ Wrong ■ DK/NA

If there was a referendum tomorrow in your country on whether **Iceland** should remain a part of the European Union, would you vote to stay in the European Union or to leave the European Union?

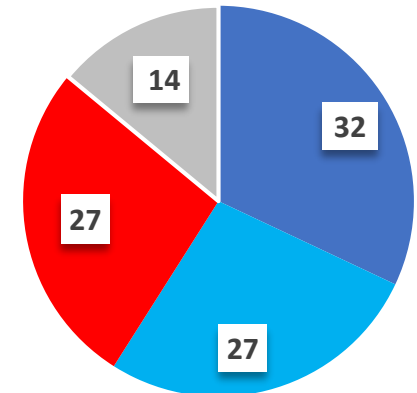
EU Membership



■ Stay in the EU ■ Leave the EU

Do you think that generally **Iceland** should receive more or fewer migrants and refugees than they are currently receiving today?

Migrants and refugees



■ More ■ The same amount ■ Less ■ DK/NA

End of Year Survey 2016 was carried out by Gallup Iceland.

Disclaimer: Gallup International Association or its members are not related to Gallup Inc., headquartered in Washington D.C. which is no longer a member of Gallup International Association. Gallup International Association does not accept responsibility for opinion polling other than its own. We require that our surveys be credited fully as Gallup International (not Gallup or Gallup Poll).



In general, do you think that things in Iceland are heading in the right direction or the wrong direction? (base: All respondents)

	Gender		Age							Working Status						Income			Education					
	Total	Male (a)	Female (b)	Under 18 (a)	18 – 24 (b)	25 – 34 (c)	35 – 44 (d)	45 – 54 (e)	55 – 64 (f)	65+ (g)	Working full (a)	Working part time (b)	Unemployed (c)	Student (d)	Housewife (e)	Retired/ Disabled (f)	Low (a)	Medium (b)	High (c)	No education/ only basic education (a)	Completed primary (b)	Completed secondary school (c)	Completed High level education (University) (d)	Completed Higher level of education (Masters, PHD, etc.) (e)
Unweighted Base	1065	552	513	-	74	144	170	206	206	265	607	101	10	83	10	179	222	497	121	-	239	287	245	212
Weighted Base	1065	532	533	-	140	182	180	181	174	208	573	100	12	126	10	159	250	475	108	-	286	393	160	137
Right direction	434 41%	263b 50%	170 32%	- -%	59 42%	71 39%	66 37%	79 43%	74 42%	85 41%	273f 48%	37 37%	4 35%	48 38%	4 39%	53 34%	77 31%	220a 46%	69ab 64%	- -%	106 37%	178 45%	72 45%	62 45%
Wrong direction	329 31%	146 27%	183a 34%	- -%	42 30%	54 29%	66 37%	53 30%	54 31%	60 29%	177 31%	34 34%	5 37%	48 38%	2 17%	55 35%	99bc 40%	150c 32%	22 20%	- -%	106 37%	122 31%	47 30%	41 30%
Don't know/ no answer	302 28%	123 23%	180a 34%	- -%	38 27%	58 32%	48 27%	49 27%	47 27%	63 30%	123 22%	29 29%	3 28%	30 24%	5 44%	51a 32%	74bc 30%	105 22%	17 16%	- -%	73 26%	93 24%	40 25%	35 25%

95 percent as lower case or *

End of Year Survey 2016 was carried out by Gallup Iceland.

Disclaimer: Gallup International Association or its members are not related to Gallup Inc., headquartered in Washington D.C. which is no longer a member of Gallup International Association. Gallup International Association does not accept responsibility for opinion polling other than its own. We require that our surveys be credited fully as Gallup International (not Gallup or Gallup Poll).



In general, do you think that things in Iceland are heading in the right direction or the wrong direction?

(base: All excluding "Don't know/no response")

	Gender		Age							Working Status						Income			Education					
	Male (a)	Female (b)	Under 18 (a)	18 – 24 (b)	25 – 34 (c)	35 – 44 (d)	45 – 54 (e)	55 – 64 (f)	65+ (g)	Working full (a)	Working part time (b)	Unempl-oyed (c)	Student (d)	House- wife (e)	Retir- ed/ Disab- led (f)	Low (a)	Medium (b)	High (c)	No edu- cation/ only basic edu- cation (a)	Compl- eted primary (b)	Compl- eted second- ary school (c)	Compl- eted High level edu- cation (Univ- ersity) (d)	Compl- eted Higher level of edu- cation (Mast- ers, PH.D, etc.) (e)	
Total																								
Unweighted Base	766	428	338	-	54	98	126	151	152	185	477	71	7	62	6	119	154	384	103	-	181	220	179	158
Weighted Base	763	409	353	-	101	124	132	132	127	145	450	71	9	96	6	108	176	370	81	-	213	300	120	102
Right direction	434 57%	283b 64%	170 48%	- -%	59 59%	71 57%	66 50%	79 60%	74 58%	85 56%	273f 61%	37 52%	4 48%	48 50%	4 70%	53 49%	77 44%	220a 59%	89ab 76%	- -%	108 50%	178 59%	72b 60%	62 40%
Wrong direction	329 43%	146 36%	183a 52%	- -%	42 41%	54 43%	66 50%	53 40%	54 42%	60 41%	177 39%	34 48%	5 52%	48 50%	2 30%	55a 51%	99bc 56%	150c 41%	22 24%	- -%	106d 50%	122 41%	47 40%	41 40%

95 percent as lower case or *

End of Year Survey 2016 was carried out by Gallup Iceland.

Disclaimer: Gallup International Association or its members are not related to Gallup Inc., headquartered in Washington D.C. which is no longer a member of Gallup International Association. Gallup International Association does not accept responsibility for opinion polling other than its own. We require that our surveys be credited fully as Gallup International (not Gallup or Gallup Poll).



If there was a referendum tomorrow in your country on whether Iceland should remain a part of the European Union, would you vote to stay in the European Union or to leave the European Union?

(base: All respondents)

	Gender		Age							Working Status						Income			Education					
	Total	Male (a)	Female (b)	Under 18 (a)	18 – 24 (b)	25 – 34 (c)	35 – 44 (d)	45 – 54 (e)	55 – 64 (f)	65+ (g)	Working full (a)	Working part time (b)	Unempl-oyed (c)	Student (d)	House- wife (e)	Retir- ed/ Disab- led (f)	Low (a)	Medium (b)	High (c)	No education/ only basic education (a)	Completed primary (b)	Completed secondary school (c)	Completed High level education (Univ- ersity) (d)	Completed Higher level of education (Mast- ers, PHD, etc.) (e)
Unweighted Base	1065	552	513	-	74	144	170	206	206	265	607	101	10	83	10	179	222	497	121	-	239	287	245	212
Weighted Base	1065	532	533	-	140	182	180	181	174	208	573	100	12	128	10	159	250	475	108	-	286	393	160	137
Stay in the Europe Union	333 31%	175 33%	158 30%	- -%	53g 38%	60g 33%	70efg 39%	53 29%	49 28%	48 23%	104f 34%	33f 33%	5 43%	56f 45%	4 39%	33 21%	89 35%	166 35%	33 31%	- -%	57 20%	143b 36%	60b 37%	66bcd 48%
Leave the European Union	621 58%	314 59%	307 57%	- -%	70 50%	102 56%	92 51%	107 59%	109d 63%	141bcd 68%	349 61%	59 59%	7 57%	64 51%	4 38%	115abd 72%	148 59%	282 59%	71 66%	- -%	211cde 74%	234e 59%	89e 58%	62 45%
Don't know/ no answer	112 10%	43 8%	69a 13%	- -%	17 12%	21 11%	18 10%	20 11%	16 9%	20 9%	30 5%	8 8%	- -%	5 4%	2 22%	11 7%	14 6%	28 6%	4 3%	- -%	18 6%	17 4%	11 7%	10 7%

95 percent as lower case or *

End of Year Survey 2016 was carried out by Gallup Iceland.

Disclaimer: Gallup International Association or its members are not related to Gallup Inc., headquartered in Washington D.C. which is no longer a member of Gallup International Association. Gallup International Association does not accept responsibility for opinion polling other than its own. We require that our surveys be credited fully as Gallup International (not Gallup or Gallup Poll).



If there was a referendum tomorrow in your country on whether Iceland should remain a part of the European Union, would you vote to stay in the European Union or to leave the European Union?

(base: All excluding "Don't know/no response")

	Gender		Age							Working Status						Income			Education					
	Total	Male (a)	Female (b)	Under 18 (a)	18 – 24 (b)	25 – 34 (c)	35 – 44 (d)	45 – 54 (e)	55 – 64 (f)	65+ (g)	Working full (a)	Working part time (b)	Unempl-oyed (c)	Student (d)	House-wife (e)	Retir-ed/ Disabled (f)	Low (a)	Medium (b)	High (c)	No education/ only basic education (a)	Completed primary (b)	Completed secondary school (c)	Completed High level education (University) (d)	Completed Higher level of education (Masters, PHD, etc.) (e)
Unweighted Base	954	507	447	-	85	128	153	182	188	240	571	93	10	80	8	165	207	468	117	-	224	272	227	198
Weighted Base	953	489	464	-	123	162	162	180	158	188	543	93	12	121	8	148	236	449	104	-	268	377	149	127
Stay in the Europe Union	333 35%	175 36%	158 34%	- -%	53g 43%	60g 37%	70fg 43%	53 33%	49 31%	48 25%	104f 36%	33f 36%	5 43%	56f 47%	4 50%	33 22%	89 37%	166 37%	33 32%	- -%	57 21%	143b 38%	60b 40%	66bcd 52%
Leave the European Union	621 65%	314 64%	307 66%	- -%	70 57%	102 63%	92 57%	107 67%	108d 69%	141bcd 75%	349 64%	59 64%	7 57%	64 53%	4 50%	115abd 78%	148 63%	282 63%	71 68%	- -%	211cde 79%	234e 62%	89e 60%	62 48%

95 percent as lower case or *

End of Year Survey 2016 was carried out by Gallup Iceland.

Disclaimer: Gallup International Association or its members are not related to Gallup Inc., headquartered in Washington D.C. which is no longer a member of Gallup International Association. Gallup International Association does not accept responsibility for opinion polling other than its own. We require that our surveys be credited fully as Gallup International (not Gallup or Gallup Poll).



Do you think that generally Iceland should receive more or fewer migrants and refugees than they are currently receiving today?

(base: All respondents)

	Gender		Age							Working Status						Income			Education					
	Total	Male (a)	Female (b)	Under 18 (a)	18 – 24 (b)	25 – 34 (c)	35 – 44 (d)	45 – 54 (e)	55 – 64 (f)	65+ (g)	Working full (a)	Working part time (b)	Unemployed (c)	Student (d)	Housewife (e)	Retired/Disabled (f)	Low (a)	Medium (b)	High (c)	No education/only basic education (a)	Completed primary (b)	Completed secondary school (c)	Completed High level education (University) (d)	Completed Higher level of education (Masters, PHD, etc.) (e)
Unweighted Base	1065	552	513	-	74	144	170	206	206	265	607	101	10	83	10	179	222	497	121	-	239	287	245	212
Weighted Base	1065	532	533	-	140	182	180	181	174	208	573	100	12	126	10	159	250	475	108	-	286	393	160	137
More	338 32%	160 30%	179 33%	- -%	60efg 43%	80efg 44%	77efg 43%	41 23%	42 24%	38 18%	194f 34%	36f 36%	2 20%	63af 50%	3 29%	32 20%	84 33%	177 37%	40 37%	- -%	58 20%	130b 33%	65b 41%	83bcd 61%
The same amount	291 27%	139 26%	152 28%	- -%	39 28%	45 24%	37 20%	57d 32%	54d 31%	60 29%	163 28%	31 31%	3 28%	34 27%	4 37%	49 31%	60 24%	138 29%	31 29%	- -%	77 27%	126e 32%	47 29%	29 21%
Less	290 27%	174b 33%	116 22%	- -%	12 9%	32 18%	47b 26%	54bc 30%	57bc 32%	88bcdef 42%	172d 30%	21d 21%	5 40%	12 9%	3 26%	64abd 40%	72 29%	125 28%	32 30%	- -%	124cde 43%	108de 27%	30e 19%	16 12%
Don't know/ no answer	146 14%	59 11%	87a 16%	- -%	28g 20%	25 14%	20 11%	28 16%	22 12%	23 11%	44 8%	12 12%	2 12%	16 13%	1 8%	14 9%	35bc 14%	35 7%	5 4%	- -%	27 9%	31 8%	19 12%	9 7%

95 percent as lower case or *

End of Year Survey 2016 was carried out by Gallup Iceland.

Disclaimer: Gallup International Association or its members are not related to Gallup Inc., headquartered in Washington D.C. which is no longer a member of Gallup International Association. Gallup International Association does not accept responsibility for opinion polling other than its own. We require that our surveys be credited fully as Gallup International (not Gallup or Gallup Poll).



Do you think that generally Iceland should receive more or fewer migrants and refugees than they are currently receiving today?

(base: All excluding "Don't know/no response")

	Gender		Age								Working Status						Income			Education				
	Male (a)	Female (b)	Under 18 (a)	18 – 24 (b)	25 – 34 (c)	35 – 44 (d)	45 – 54 (e)	55 – 64 (f)	65+ (g)	Working full (a)	Working part time (b)	Unempl-oyed (c)	Student (d)	House-wife (e)	Retir-ed/ Disabled (f)	Low (a)	Medium (b)	High (c)	No education/ only basic education (a)	Completed primary (b)	Completed secondary school (c)	Completed High level education (University) (d)	Completed Higher level of education (Masters, PHD, etc.) (e)	
Unweighted Base	928	497	431	-	59	124	153	172	183	237	561	89	9	73	9	162	194	460	117	-	218	285	218	199
Weighted Base	919	473	447	-	112	157	160	152	153	185	529	88	11	109	9	144	215	440	103	-	259	362	141	128
More	338 37%	160 34%	179 40%	- -%	60efg 54%	80efg 51%	77efg 48%	41 27%	42 28%	38 20%	194f 37%	36f 41%	2 23%	63abf 58%	3 32%	32 22%	84 39%	177 40%	40 39%	- -%	58 22%	130b 36%	65bc 46%	83bcd 65%
The same amount	291 32%	139 29%	152 34%	- -%	39 35%	45 28%	37 23%	57d 38%	54d 35%	60d 32%	163 31%	31 35%	3 32%	34 31%	4 40%	49 34%	80 28%	138 31%	31 30%	- -%	77 30%	126e 35%	47e 33%	29 23%
Less	290 32%	174b 37%	116 26%	- -%	12 11%	32 20%	47b 29%	54bc 36%	57bc 37%	88bodef 47%	172d 33%	21d 23%	5 45%	12 11%	3 28%	64abd 44%	72 33%	125 28%	32 31%	- -%	124cde 48%	106de 29%	30e 21%	16 12%

95 percent as lower case or *

End of Year Survey 2016 was carried out by Gallup Iceland.

Disclaimer: Gallup International Association or its members are not related to Gallup Inc., headquartered in Washington D.C. which is no longer a member of Gallup International Association. Gallup International Association does not accept responsibility for opinion polling other than its own. We require that our surveys be credited fully as Gallup International (not Gallup or Gallup Poll).

