



# DEFENSE PREFERENCES, ECONOMIC ROLE OF CHINA, INTERNATIONAL TERRORISM

**Gallup International Association**  
opinion poll in 66 countries across the globe

October-December 2016



Disclaimer: Gallup International Association or its members are not related to Gallup Inc., headquartered in Washington D.C which is no longer a member of Gallup International Association. Gallup International Association does not accept responsibility for opinion polling other than its own. We require that our surveys be credited fully as Gallup International (not Gallup or Gallup Poll).

## GLOBAL DEFENSE PREFERENCES - MAJORITY CHOICE

*There are 6 countries in the world with big military power: USA, China, Russia, France, UK and India.*

*Suppose in the case of a military threat to your own country you had to choose ONE of them as a partner, which one would you choose?*



## GLOBAL DEFENSE PREFERENCES – RANKING PER GLOBAL POWER

USA				RUSSIA		UK		FRANCE		CHINA		INDIA	
Kosovo	92%	Australia	49%	Mongolia	71%	USA	43%	Belgium	25%	Pakistan	72%	Bangladesh	46%
South Korea	81%	Poland	49%	Armenia	67%	Sweden	29%	Germany	19%	Russia	44%	Afghanistan	17%
Papua New Guinea 70%		South Afrika	45%	Serbia	56%	Iceland	28%	Austria	16%	Thailand	29%	Fiji	12%
Israel	68%			Peru	44%	Greece	48%	Ireland	25%	Lebanon	15%	Afghanistan	22%
Philippines	67%	Mexico	42%	China	47%	Norway	23%	China	15%	Nigeria	21%	Russia	4%
Albania	66%	Germany	41%	Bulgaria	42%	Denmark	23%	Portugal	13%	Palestinian Terr.	17%	South Africa	4%
Vietnam	66%	Italy	41%	Ukraine	33%	Portugal	21%	Spain	12%	Serbia	16%	USA	4%
Japan	64%	Nigeria	41%	Slovenia	30%	South Africa	21%	Mexico	9%	Paraguay	16%		
Canada	62%	Portugal	40%	Latvia	27%	Australia	16%	DR Congo	8%	Philippines	16%		
Ghana	62%	Afghanistan	39%	Lebanon	25%	Finland	16%	Slovenia	8%	DR Congo	16%		
UK	58%	Iceland	38%	Turkey	23%	Estonia	16%	UK	8%	Bangladesh	16%		
Ecuador	58%	Thailand	38%	Macedonia	23%	Czech Republic	15%	Palestinian Terr.	8%	India	16%		
Lithuania	58%	Finland	37%	Mexico	22%	Fiji	15%	Romania	7%	Peru	14%		
Paraguay	57%	Ireland	37%	Peru	21%	France	13%	USA	7%	USA	14%		
Brazil	55%	Argentina	36%	Iran	20%	Canada	12%	Iceland	7%	Ecuador	17%		
France	54%	Ukraine	35%	BiH	19%	Belgium	12%	Iraq	6%	Papua New Guinea	13%		
Spain	52%	Macedonia	33%	Vietnam	18%	Latvia	11%	Sweden	6%	Argentina	13%		
Denmark	52%	Indonesia	32%	India	16%	Thailand	11%	Czech Republic	6%	Italy	11%		
Fiji	52%	Czech Republic	32%	Finland	15%	Ukraine	11%			Mexico	11%		
Norway	51%	Sweden	31%	Romania	15%	Lithuania	10%			Ghana	10%		
Romania	51%	Estonia	31%	South Africa	15%	Poland	10%			Brazil	10%		
India	50%	Belgium	30%	Albania	14%					Albania	10%		



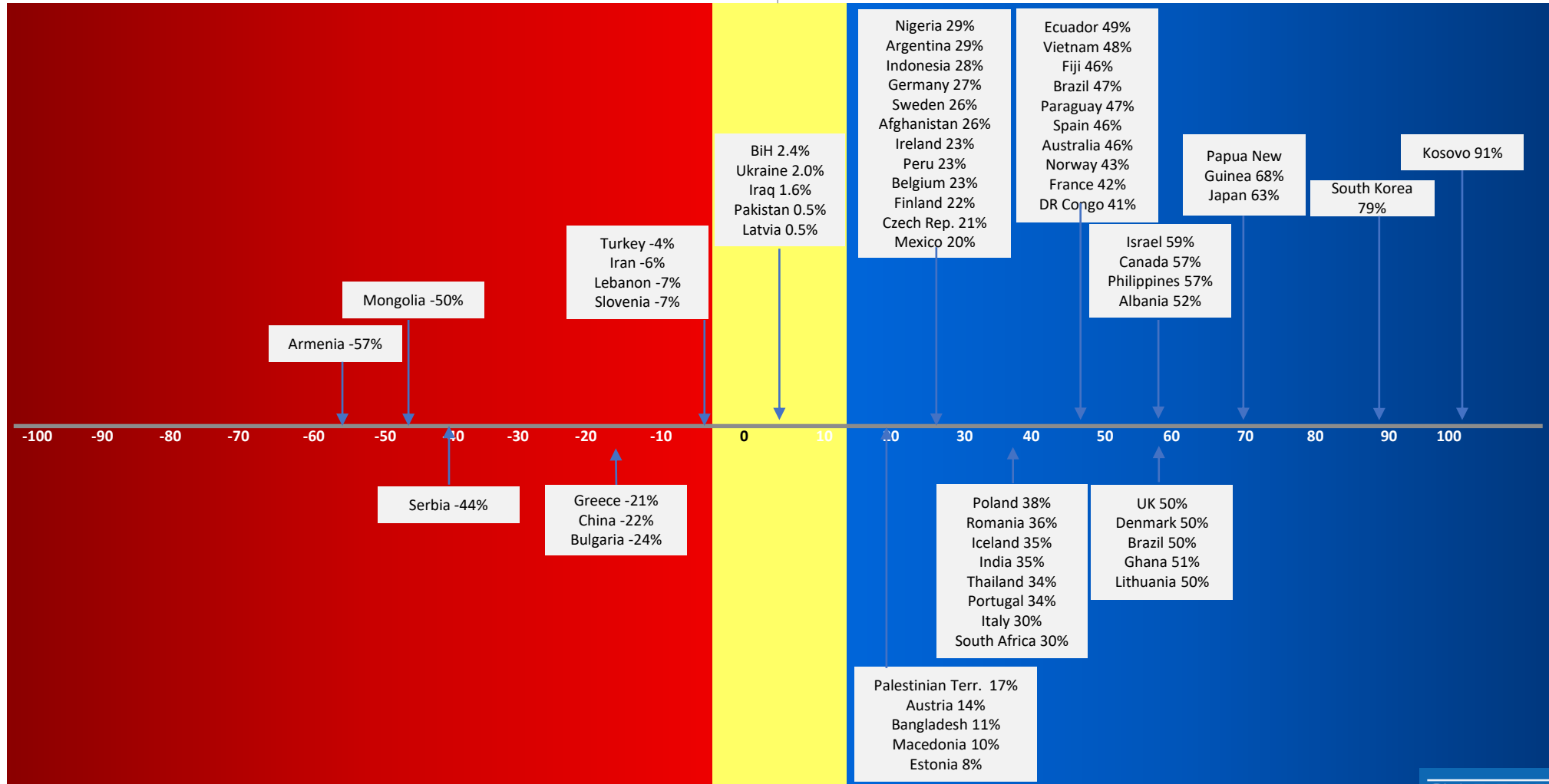


# USA - RUSSIA SCORE

RUSSIA

margin of error  $\pm 3.5$

USA



## GLOBAL DEFENSE PREFERENCES - MAJORITY CHOICE

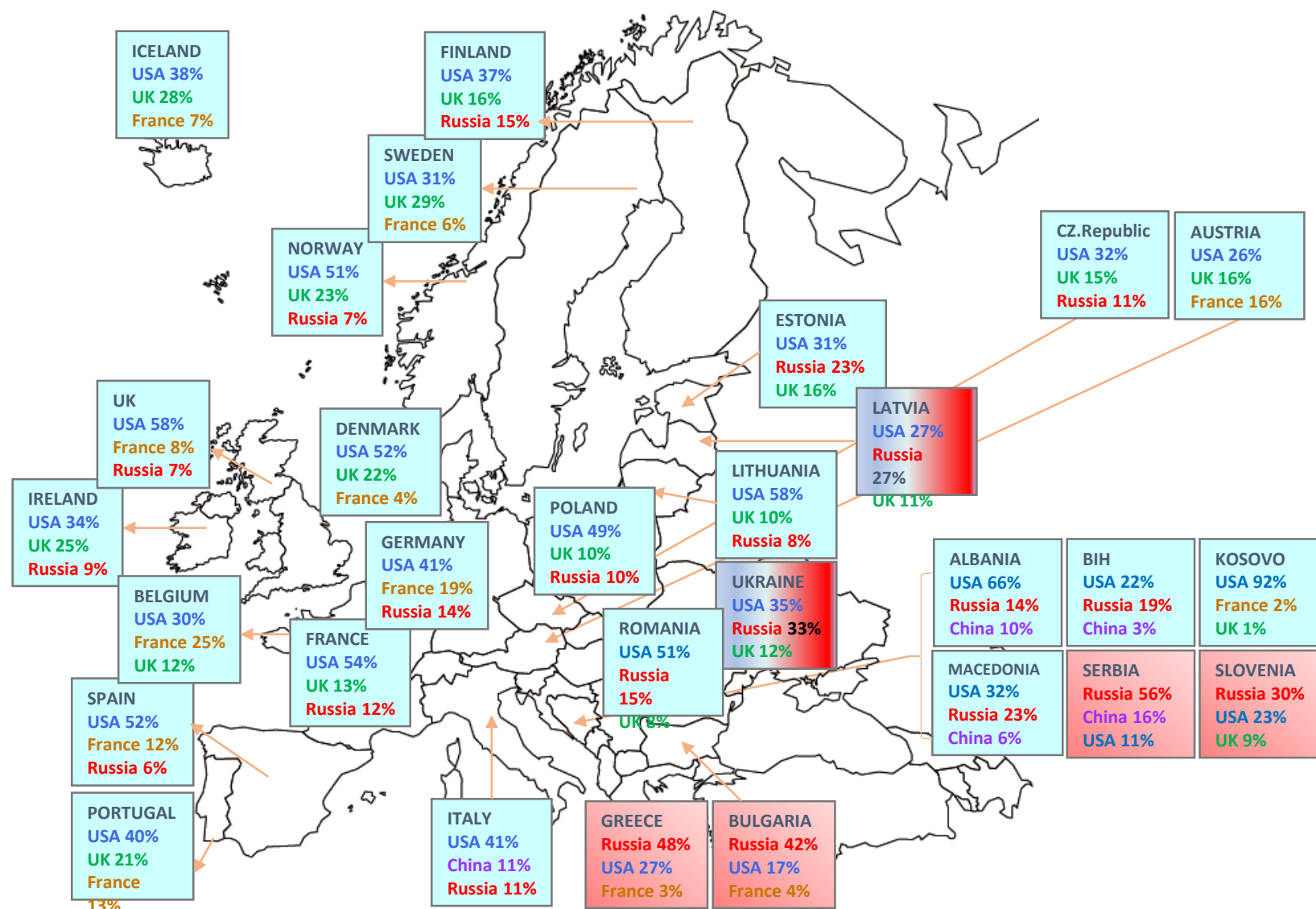
*There are 6 countries in the world with big military power: USA, China, Russia, France, UK and India.*

*Suppose in the case of a military threat to your own country you had to choose ONE of them as a partner, which one would you choose?*

Country	None	WEST USA, UK, France	EAST Russia, China, India
BIH	43%	26%	23%
TURKEY	31%	25%	40%
IRAN	30%	20%	30%
IRAQ	27%	38%	31%
LEBANON	23%	37%	34%
ARGENTINA	22%	42%	23%
INDONESIA	21%	37%	14%
MACEDONIA	17%	36%	29%
SLOVENIA	15%	40%	31%
LATVIA	14%	41%	31%
PALESTINIAN TERRITORIES	12%	41%	33%



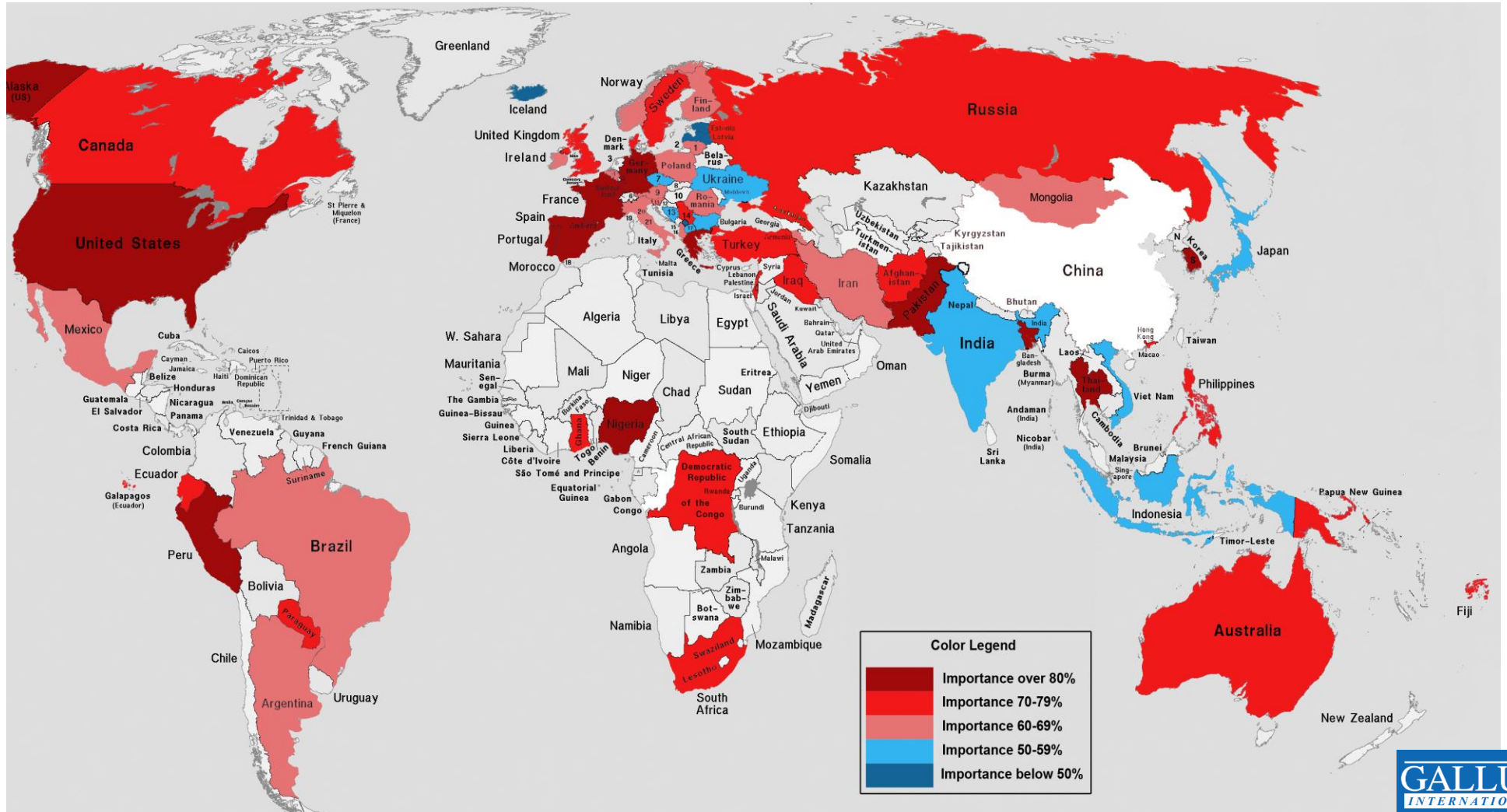
## EUROPE DEFENSE PREFERENCES – TOP 3 CHOICES PER COUNTRY





## ECONOMIC ROLE OF CHINA

*In recent years China has become a big exporter of goods. It is also investing big money in big projects.  
Does China play an important role in the economy of your country? How important?*



## ECONOMIC ROLE OF CHINA

*In recent years China has become a big exporter of goods. It is also investing big money in big projects.  
Does China play an important role in the economy of your country? How important?*

Very Important		Important		Not Important		Plays no role at all	
PAKISTAN	49%	PORTUGAL	71%	UKRAINE	37%	KOSOVO	16%
NIGERIA	45%	SOUTH KOREA	67%	ICELAND	34%	VIETNAM	15%
LEBANON	42%	THAILAND	64%	ESTONIA	32%	ALBANIA	15%
BANGLADESH	41%	DENMARK	63%	MONGOLIA	31%	ROMANIA	15%
PERU	37%	FRANCE	62%	VIETNAM	28%	MEXICO	15%
IRAN	36%	GERMANY	62%	CZECH REPUBLIC	27%	INDIA	13%
USA	32%	GREECE	62%	LATVIA	27%	BRAZIL	11%
PARAGUAY	29%	FINLAND	62%	BOSNIA & HERZEGOVINA	26%	IRAN	11%
SOUTH AFRICA	29%	SPAIN	61%	KOSOVO	25%	ARMENIA	9%
BRAZIL	28%	SLOVENIA	60%	MEXICO	23%	TURKEY	9%
ECUADOR	28%	PHILIPPINES	60%	INDONESIA	22%	BOSNIA & HERZEGOVINA	8%
IRAQ	28%	SWEDEN	60%	PAPUA NEW GUINEA	19%	MACEDONIA	8%
PAPUA NEW GUINEA	28%	UK	59%	SLOVENIA	18%	ARGENTINA	8%
AFGHANISTAN	28%	SERBIA	58%	INDIA	18%	LATVIA	8%
PALESTINIAN TERR.	26%	AUSTRIA	58%	IRAQ	17%	LEBANON	7%

\* TOP 15 of each answer are presented.





# ECONOMIC ROLE OF CHINA

*In your personal view, is the role of China in the economy of your country, good or bad for your country?*

**BAD**

**Polar public opinion**

**GOOD**

Mongolia 76%

Iraq 55%  
Bosnia & Herzegovina 54%  
India 51%

Iran 63%

Japan 32%

Vietnam 59%

France 49%  
Italy 47%  
Portugal 44%  
Kosovo 40%

Austria  
Good 42% / Bad 37%

Bulgaria  
Good 35% / Bad 35%

Belgium  
Good 35% / Bad 38%

Cz. Republic  
Good 43% / Bad 36%

Israel  
Good 52% / Bad 47%

Lebanon  
Good 50% / Bad 45%

USA  
Good 42% / Bad 39%

Estonia 49%  
Turkey 48%  
Australia 48%  
Indonesia 48%  
South Afrika 47%  
Sweden 47%  
Norway 45%  
Canada 44%

Brazil 69%  
Russia 69%  
Papua New Guinea 67%  
Ecuador 66%  
Hong Kong 65%  
Ghana 64%  
Greece 62%  
South Korea 60%

Bangladesh 96%  
Pakistan 91%  
Afghanistan 86%

Nigeria 81%  
Philippines 80%

Romania 59%  
Ukraine 59%  
Mexico 55%  
Denmark 54%  
Slovenia 53%  
Finland 53%  
Ireland 53%  
Spain 53%  
Poland 52%  
Latvia 52%  
Macedonia 52%  
Germany 52%  
Argentina 51%  
UK 50%  
Lithuania 50%

Peru 77%  
Thailand 76%  
Congo 75%  
Albania 74%  
Serbia 73%  
Paraguay 73%  
Fiji 73%  
Armenia 70%  
Palestinian Terr. 70%

## ECONOMIC ROLE OF CHINA

*In your personal view, is the role of China in the economy of your country, good or bad for your country?*

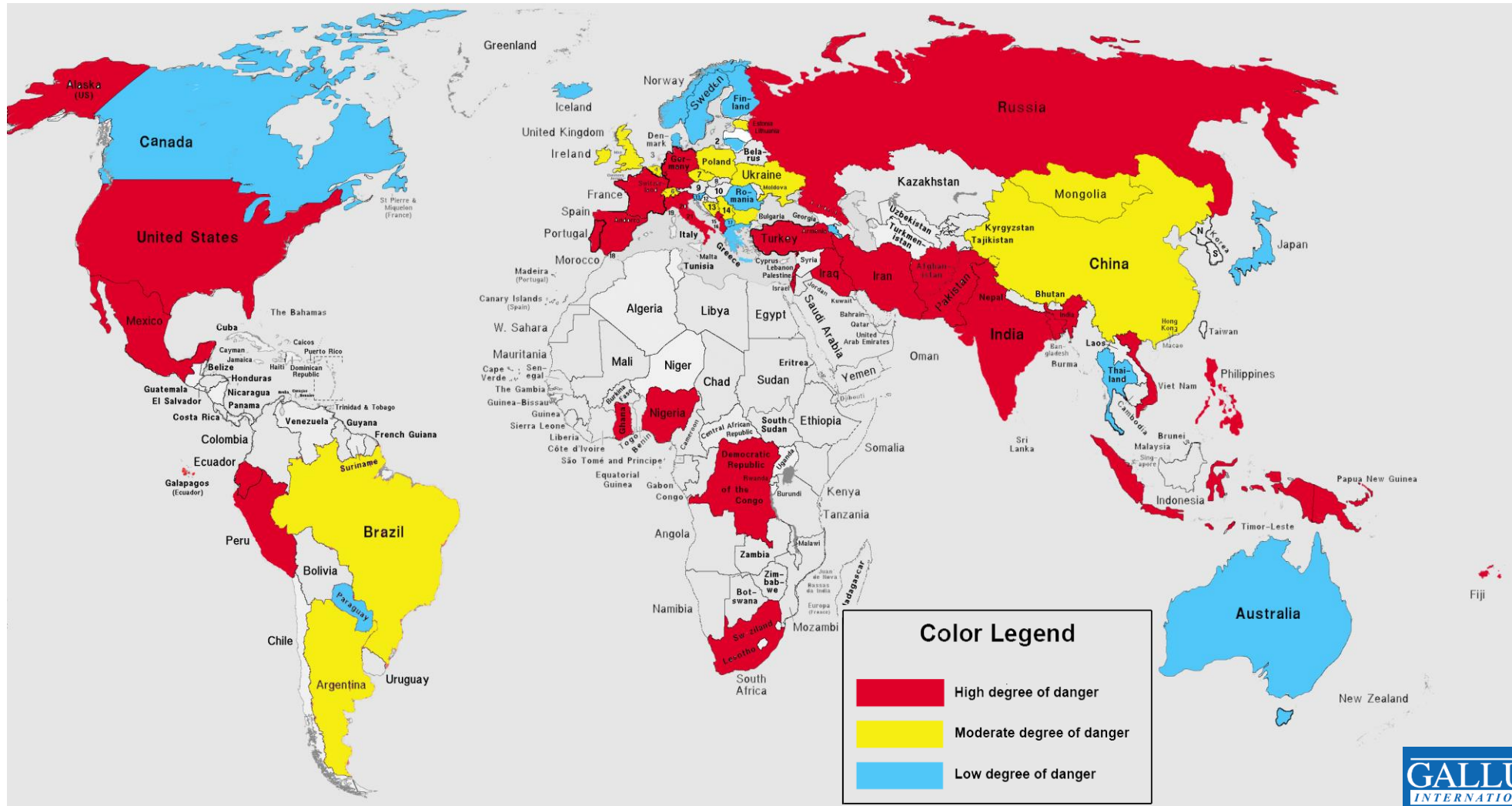
Very Good		Good		Bad		Very Bad	
PAKISTAN	57%	THAILAND	73%	MONGOLIA	59%	INDIA	32%
BANGLADESH	28%	PHILIPPINES	69%	BOSNIA & HERZEGOVINA	47%	ISRAEL	30%
NIGERIA	31%	BRAZIL	61%	VIETNAM	41%	IRAN	29%
AFGHANISTAN	28%	BANGLADESH	58%	FRANCE	39%	IRAQ	21%
PARAGUAY	27%	HONG KONG	58%	PORTUGAL	37%	LEBANON	18%
PALESTINIAN TERRITORIES	26%	SERBIA	57%	IRAQ	35%	VIETNAM	18%
GHANA	26%	AFGHANISTAN	57%	ITALY	34%	GHANA	17%
ALBANIA	20%	FIJI	57%	KOSOVO	34%	MONGOLIA	13%
PERU	20%	PERU	57%	IRAN	34%	ITALY	11%
PAPUA NEW GUINEA	20%	DR CONGO	56%	MEXICO	34%	FRANCE	11%
INDIA	19%	ECUADOR	55%	AUSTRIA	33%	BULGARIA	10%
DR CONGO	19%	UKRAINE	55%	SOUTH KOREA	32%	MEXICO	9%
SERBIA	16%	ROMANIA	55%	TURKEY	31%	TURKEY	9%
FIJI	16%	ARMENIA	54%	BELGIUM	31%	USA	8%
ARMENIA	16%	RUSSIA	54%	SOUTH AFRICA	31%	INDONESIA	8%

\* TOP 15 of each answer are presented.



# INTERNATIONAL TERRORISM

***What degree of danger do you think international terrorist groups such as ISIS/Daesh pose to your personal security — is it a very high degree of danger, high degree, moderate degree, low degree, very low degree, or no danger at all?***





## INTERNATIONAL TERRORISM

*What degree of danger do you think international terrorist groups such as ISIS/Daesh pose to your personal security — is it a very high degree of danger, high degree, moderate degree, low degree, very low degree, or no danger at all?*

Very high		High		Moderate		Low		Very low		No danger at all	
BANGLADESH	61%	FIJI	38%	CHINA	41%	FINLAND	29%	DENMARK	23%	PARAGUAY	25%
TURKEY	54%	RUSSIA	32%	BELGIUM	32%	ICELAND	27%	SWEDEN	23%	ROMANIA	24%
LEBANON	50%	CHINA	30%	THAILAND	32%	NORWAY	25%	ICELAND	23%	BRAZIL	22%
INDONESIA	50%	PHILIPPINES	30%	CZECH REPUBLIC	31%	DENMARK	24%	IRAN	21%	THAILAND	22%
PHILIPPINES	49%	VIETNAM	30%	SOUTH KOREA	31%	SOUTH KOREA	21%	GREECE	20%	BIH	20%
INDIA	47%	ECUADOR	29%	UK	31%	LATVIA	21%	NORWAY	20%	MONGOLIA	19%
PAKISTAN	45%	MEXICO	29%	PORTUGAL	31%	POLAND	21%	AUSTRALIA	15%	INDIA	17%
GHANA	45%	NIGERIA	29%	IRELAND	29%	HONG KONG	20%	CANADA	15%	ARGENTINA	16%
AFGHANISTAN	43%	PALESTINIAN TERR.	29%	SERBIA	28%	CANADA	20%	IRELAND	14%	ARMENIA	16%
IRAQ	43%	FRANCE	28%	CANADA	28%	AUSTRALIA	20%	AUSTRIA	14%	GREECE	12%
ECUADOR	41%	PAKISTAN	28%	POLAND	28%	SWEDEN	20%	FINLAND	14%	SERBIA	12%
VIETNAM	37%	ALBANIA	27%	DENMARK	27%	ESTONIA	19%	LITHUANIA	14%	LEBANON	12%
FRANCE	36%	BANGLADESH	27%	SWEDEN	27%	GREECE	19%	SLOVENIA	14%	ICELAND	11%
PALESTINIAN TERR.	25%	AFGHANISTAN	27%	FINLAND	27%	IRELAND	19%	JAPAN	13%	MEXICO	11%
PERU	25%	DR CONGO	27%	GERMANY	27%	LITHUANIA	18%	UKRAINE	12%	IRAQ	11%

\* TOP 15 of each answer are presented.



## METHODOLOGY

The End of Year Survey is an annual tradition initiated by and designed under the chairmanship of Dr. George Gallup in 1977. It is conducted every year since then. This year it was carried out by the Gallup International Association in 69 countries around the world.

A total of 66541 people were interviewed globally. In each country a representative sample of around 1000 men and women was interviewed either face to face (25 countries; n=29211), via telephone (13 countries; n=10754), online (25 countries; n=23947) or through mixed methods (3 countries; n=2629). The field work was conducted during October-December 2016. The margin of error for the survey is between +/-3-5% at 95% confidence level.

## ABOUT GALLUP INTERNATIONAL ASSOCIATION

Gallup International was founded in May 1947 (Loxwood Hall, Sussex, England) by Dr. George Gallup together with 11 opinion research institutes from all over the world. It is the oldest and most known global polling organization, which fathers and mothers are among the people who established the key professional bodies of the market and opinion research industry: APOR, WAPOR and ESOMAR.

Gallup International Association (GIA) is registered in Zurich, Switzerland and is a nonprofit entity (verein). Currently the Association through its members, associates and partners covers more than 60 countries on all continents and about 80% of the global population. Our members/associates/partners are leading national institutes (only one per country) with profound local knowledge of research methods and techniques, statistical data, custom and culture differences of its our country. GIA works on a daily basis to share knowledge, new research tools and to provide the most appropriate solutions to international research projects and service the client to the best of our abilities. The Association has an unique and recognized experience and capacity to work all over the globe.

Gallup International Association is managed by five elected Board of Directors: Johnny Heald, Michael Nitsche, Andrei Milekhin, Steven Kang and Kancho Stoychev. At the 70 Annual Conference (May 2017) Kancho Stoychev was elected President and Michael Nitsche Executive Vice President.

Disclaimer: Gallup International Association or its members are not related to Gallup Inc., headquartered in Washington D.C which is no longer a member of Gallup International Association. Gallup International Association does not accept responsibility for opinion polling other than its own. We require that our surveys be credited fully as Gallup International (not Gallup or Gallup Poll).